

Luminaire

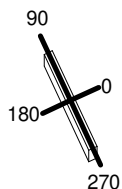
Code BL01101
Name HOY SOSP DIR/IND 4000K L=1154 DALI BCO

Measurem.

Code FTS2000354
Name HOY SOSP DIR/IND 4000K L=1154 DALI BCO

Luminaire Flux	4948.39 lm	Luminaire Power	38.00 W	Efficacy	130.22 lm/W	Efficiency	100.00%
Sources Flux	4948.39 lm	Maximum value	345.94 cd/klm	Position	C=0.00 G=0.00	CG	Double Symmetrical
Rectangular Luminaire	Length	1155 mm	Width	100 mm	Height	60 mm	
Rectangular Luminous Area	Length	1150 mm	Width	100 mm	Height	0 mm	
Horizontal Luminous Area	0.115000 m ²	Emitting area on Plane 180°	0.000000 m ²	Emitting area on Plane 270°	0.000000 m ²	Emitting area on Plane 90°	0.027821 m ²
Coordinate system	CG	Symmetry Type	Double Symmetrical	Date	10-01-2020	Maximum Gamma Angle	180
Measurement Distance	0.00	Measurement Flux	4948.39 lm				
LED Flux=6114lm LED Power=33W Eff=81% EfcLed=185lm/W EfcLum=130lm/W CCT=4000K Ra=80							
C.I.E.	65 90 98 62 100	D DIN 5040	B51				
F UTE	0.62 C + 0.38 T	B NBN	BZ 2 / 2.5 / BZ 3				

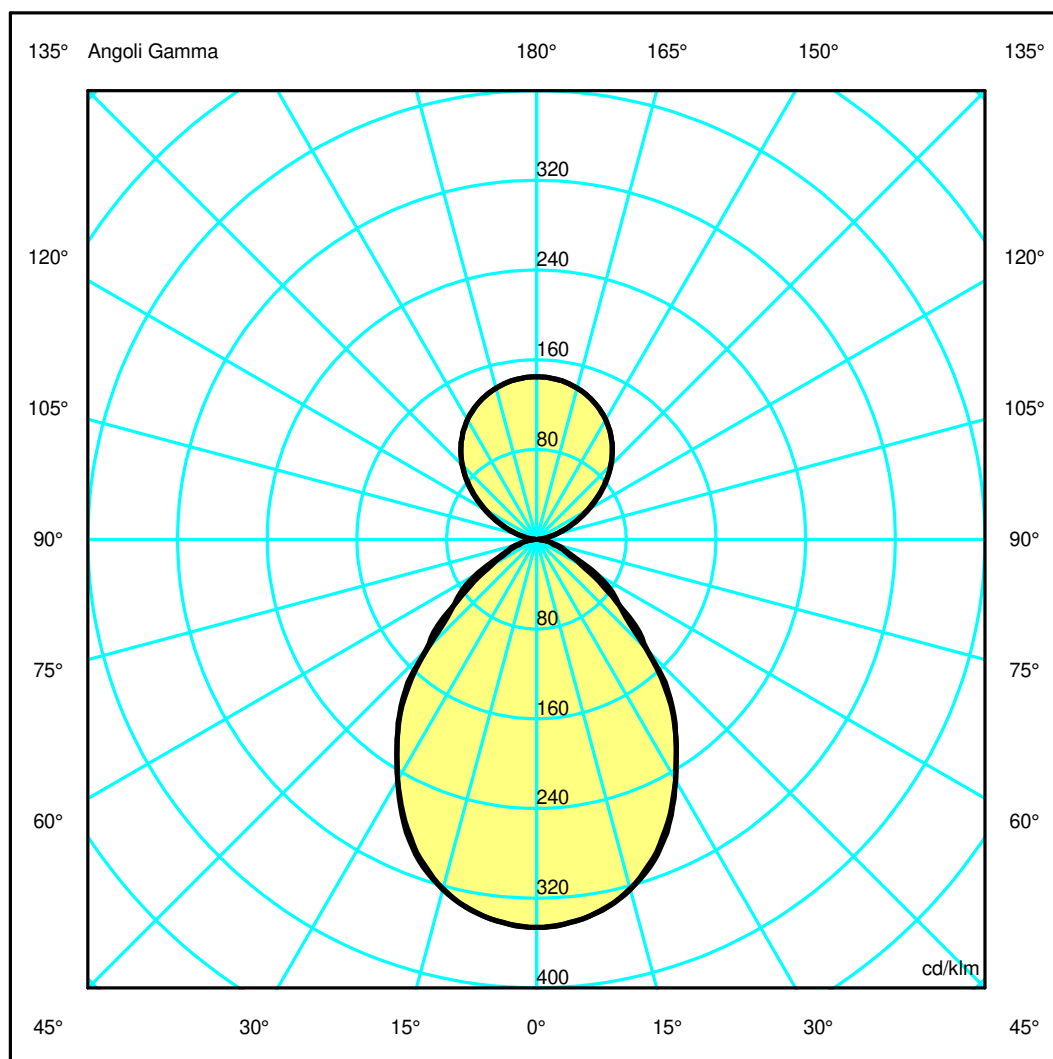
1155mm x 100mm



Semipiani C

180.0 ——— 0.0
270.0 ——— 90.0

ULOR 37.89 %
DLOR 62.11 %
RN 37.89 %



Luminaire

Code BL01101
Name HOY SOSP DIR/IND 4000K L=1154 DALI BCO

Measurment

Code FTS2000354
Name HOY SOSP DIR/IND 4000K L=1154 DALI BCO

Luminaire Flux	4948.39 lm	Luminaire Power	38.00 W	Efficacy	130.22 lm/W	Efficiency	100.00%
Sources Flux	4948.39 lm	Maximum value	345.94 cd/klm	Position	C=0.00 G=0.00	CG	Double Symmetrical
Rectangular Luminaire		Length	1155 mm	Width	100 mm	Height	60 mm
Rectangular Luminous Area		Length	1150 mm	Width	100 mm	Height	0 mm
Horizontal Luminous Area		0.115000 m2		Emitting area on Plane 180°		0.000000 m2	
Emitting area on Plane 0°		0.000000 m2		Emitting area on Plane 270°		0.000000 m2	
Emitting area on Plane 90°		0.000000 m2		Glare area at 76°		0.027821 m2	
Coordinate system		CG		Symmetry Type		Double Symmetrical	
Date		10-01-2020		Maximum Gamma Angle		180	
Measurement Distance		0.00		Measurement Flux		4948.39 lm	

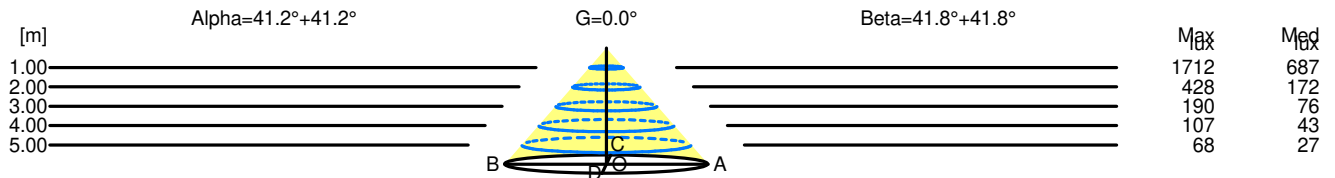
LED Flux=6114lm LED Power=33W Eff=81% EfcLed=185lm/W EfcLum=130lm/W CCT=4000K Ra=80

C.I.E.	65 90 98 62 100	D DIN 5040	B51
F UTE	0.62 C + 0.38 T	B NBN	BZ 2 / 2.5 / BZ 3

Width at 50.00 % of Max Intensity

H[m]	1.00	2.00	3.00	4.00	5.00	H[m]	1.00	2.00	3.00	4.00	5.00
OA	0.88	1.75	2.63	3.50	4.38	OC	0.89	1.79	2.68	3.57	4.47
OB	0.88	1.75	2.63	3.50	4.38	OD	0.89	1.79	2.68	3.57	4.47

	Luminous Intensities [cd/klm]									
	0	5	15	25	35	45	55	65	75	85
OA	1711.83	1697.64	1594.49	1373.41	1072.60	682.18	409.38	180.84	91.56	16.47
OB	1711.83	1697.64	1594.49	1373.41	1072.60	682.18	409.38	180.84	91.56	16.47
OC	1711.83	1696.26	1599.70	1384.05	1071.63	690.68	355.68	153.83	68.37	15.30
OD	1711.83	1696.26	1599.70	1384.05	1071.63	690.68	355.68	153.83	68.37	15.30



H[m]	D[m]	Max lux	Med lux	Alpha=41.2°+41.2°	G=0.0
1.00	1.75	1712	687		
2.00	3.50	428	172		
3.00	5.25	190	76		
4.00	7.00	107	43		
5.00	8.75	68	27		

H[m]	D[m]	Max lux	Med lux	Beta=41.8°+41.8°	G=0.0
1.00	1.79	1712	687		
2.00	3.57	428	172		
3.00	5.36	190	76		
4.00	7.15	107	43		
5.00	8.93	68	27		