

Luminaire

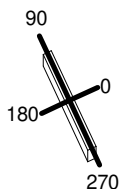
Code BL40504
Name HOY PLAF. 4000K L=1154 DALI NRO S.ALONE

Measurement

Code FTS2101878
Name HOY PLAF. 4000K L=1154 DALI NRO S.ALONE

Luminaire Flux	3067.25 lm	Luminaire Power	24.00 W	Efficacy	127.80 lm/W	Efficiency	100.00%
Sources Flux	3067.25 lm	Maximum value	556.57 cd/klm	Position	C=0.00 G=0.00	CG	Double Symmetrical
Rectangular Luminaire		Length	1155 mm	Width	100 mm	Height	60 mm
Rectangular Luminous Area		Length	1150 mm	Width	100 mm	Height	0 mm
Horizontal Luminous Area		0.115000 m2		Emitting area on Plane 180°		0.000000 m2	
Emitting area on Plane 0°		0.000000 m2		Emitting area on Plane 270°		0.000000 m2	
Emitting area on Plane 90°		0.000000 m2		Glare area at 76°		0.027821 m2	
Coordinate system		CG		Symmetry Type		Double Symmetrical	
Date		10-01-2020		Maximum Gamma Angle		180	
Measurement Distance		0.00		Measurement Flux		3067.25 lm	
LED Flux=3944lm LED Power=21W Eff=78% EfcLed=188lm/W EfcLum=128lm/W CCT=4000K Ra=80							
C.I.E.	65 90 98 100 100			D DIN 5040	A50		
F UTE	1.00 C			B NBN	BZ 2 / 2.5 / BZ 3		

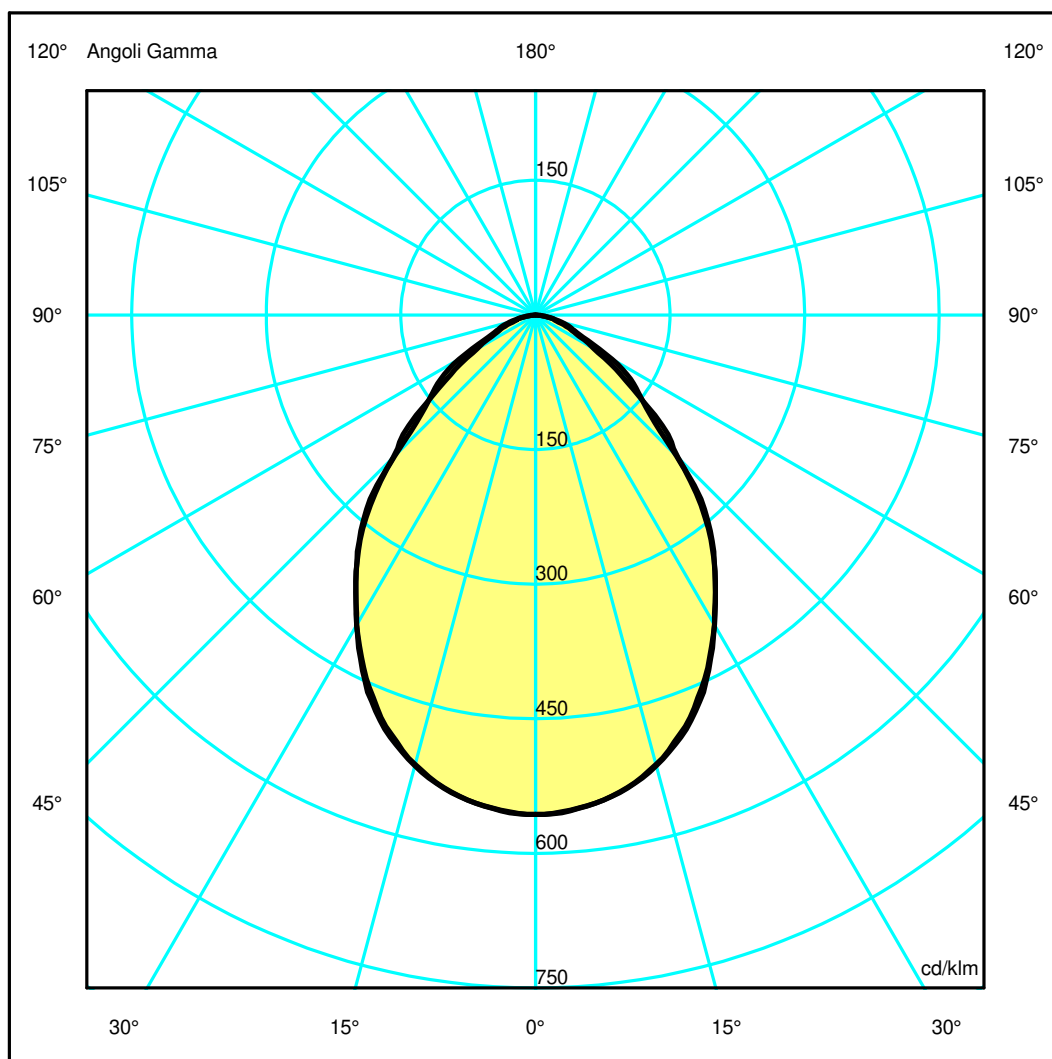
1155mm x 100mm



Semipiani C

180.0 — 0.0
270.0 — 90.0

ULOR 0.08 %
DLOR 99.92 %
RN 0.08 %



Luminaire

Code BL40504
Name HOY PLAF. 4000K L=1154 DALI NRO S.ALONE

Measurement

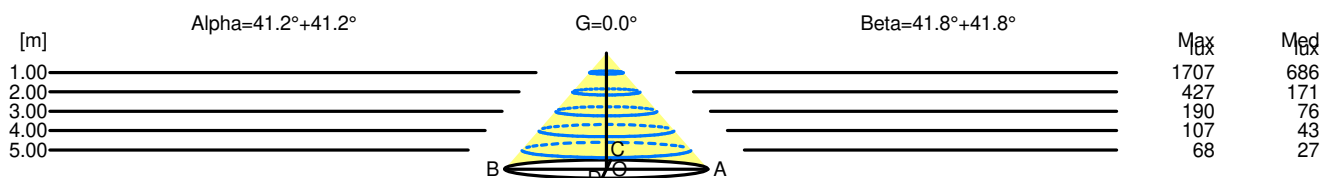
Code FTS2101878
Name HOY PLAF. 4000K L=1154 DALI NRO S.ALONE

Luminaire Flux	3067.25 lm	Luminaire Power	24.00 W	Efficacy	127.80 lm/W	Efficiency	100.00%
Sources Flux	3067.25 lm	Maximum value	556.57 cd/klm	Position	C=0.00 G=0.00	CG	Double Symmetrical
Rectangular Luminaire		Length	1155 mm	Width	100 mm	Height	60 mm
Rectangular Luminous Area		Length	1150 mm	Width	100 mm	Height	0 mm
Horizontal Luminous Area		0.115000 m2		Emitting area on Plane 180°		0.000000 m2	
Emitting area on Plane 0°		0.000000 m2		Emitting area on Plane 270°		0.000000 m2	
Emitting area on Plane 90°		0.000000 m2		Glare area at 76°		0.027821 m2	
Coordinate system		CG		Symmetry Type		Double Symmetrical	
Date		10-01-2020		Maximum Gamma Angle		180	
Measurement Distance		0.00		Measurement Flux		3067.25 lm	
LED Flux=3944lm LED Power=21W Eff=78% EfcLed=188lm/W EfcLum=128lm/W CCT=4000K Ra=80							
C.I.E.	65 90 98 100 100			D DIN 5040	A50		
F UTE	1.00 C			B NBN	BZ 2 / 2.5 / BZ 3		

Width at 50.00 % of Max Intensity

H[m]	1.00	2.00	3.00	4.00	5.00	H[m]	1.00	2.00	3.00	4.00	5.00
OA	0.88	1.75	2.63	3.50	4.38	OC	0.89	1.79	2.68	3.57	4.47
OB	0.88	1.75	2.63	3.50	4.38	OD	0.89	1.79	2.68	3.57	4.47

	Luminous Intensities [cd/klm]									
	0	5	15	25	35	45	55	65	75	85
OA	1707.15	1692.99	1590.13	1369.65	1069.67	680.32	408.26	180.34	91.31	16.42
OB	1707.15	1692.99	1590.13	1369.65	1069.67	680.32	408.26	180.34	91.31	16.42
OC	1707.15	1691.62	1595.32	1380.27	1068.70	688.79	354.71	153.41	68.19	15.26
OD	1707.15	1691.62	1595.32	1380.27	1068.70	688.79	354.71	153.41	68.19	15.26



H[m]	D[m]	Max lux	Med lux	Alpha=41.2°+41.2°	G=0.0
1.00	1.75	1707	686		
2.00	3.50	427	171		
3.00	5.25	190	76		
4.00	7.00	107	43		
5.00	8.75	68	27		

H[m]	D[m]	Max lux	Med lux	Beta=41.8°+41.8°	G=0.0
1.00	1.79	1707	686		
2.00	3.57	427	171		
3.00	5.36	190	76		
4.00	7.15	107	43		
5.00	8.93	68	27		