

## Luminaire

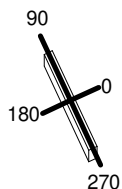
Code BL45101  
Name HOY SOSP. 3000K L=1154 ND BCO S.ALONE

## Measurement

Code FTS2101883  
Name HOY SOSP. 3000K L=1154 ND BCO S.ALONE

Luminaire Flux	2914.82 lm	Luminaire Power	24.00 W	Efficacy	121.45 lm/W	Efficiency	100.00%
Sources Flux	2914.82 lm	Maximum value	556.57 cd/klm	Position	C=0.00 G=0.00	CG	Double Symmetrical
Rectangular Luminaire		Length	1155 mm	Width	100 mm	Height	60 mm
Rectangular Luminous Area		Length	1150 mm	Width	100 mm	Height	0 mm
Horizontal Luminous Area		0.115000 m2		Emitting area on Plane 180°		0.000000 m2	
Emitting area on Plane 0°		0.000000 m2		Emitting area on Plane 270°		0.000000 m2	
Emitting area on Plane 90°		0.000000 m2		Glare area at 76°		0.027821 m2	
Coordinate system		CG		Symmetry Type		Double Symmetrical	
Date		10-01-2020		Maximum Gamma Angle		180	
Measurement Distance		0.00		Measurement Flux		2914.82 lm	
LED Flux=3748lm LED Power=21W Eff=78% EfcLed=178lm/W EfcLum=121lm/W CCT=3000K Ra=80							
C.I.E.	65 90 98 100 100			D DIN 5040	A50		
F UTE	1.00 C			B NBN	BZ 2 / 2.5 / BZ 3		

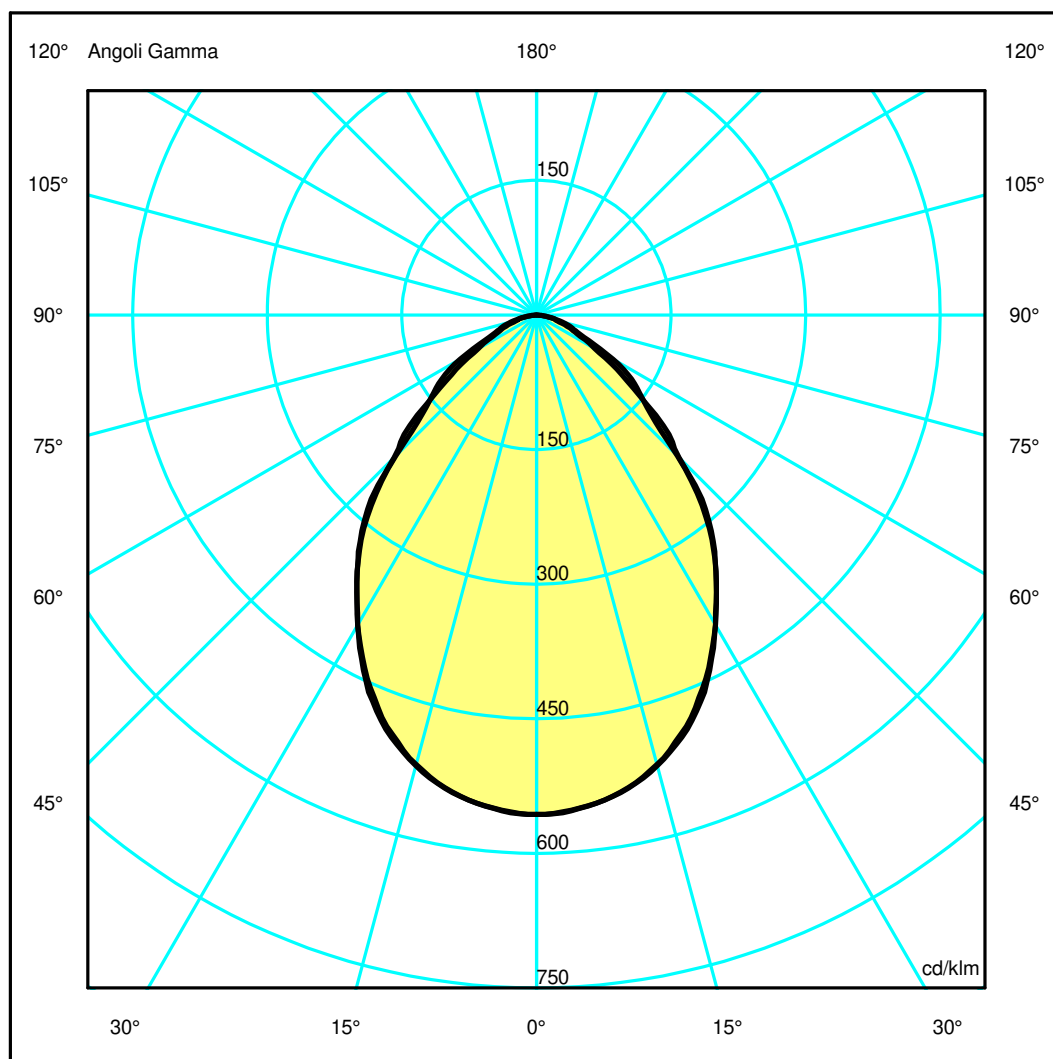
1155mm x 100mm



Semipiani C

180.0 ——— 0.0  
270.0 ——— 90.0

ULOR 0.08 %  
DLOR 99.92 %  
RN 0.08 %



## Luminaire

Code BL45101  
Name HOY SOSP. 3000K L=1154 ND BCO S.ALONE

## Measurment.

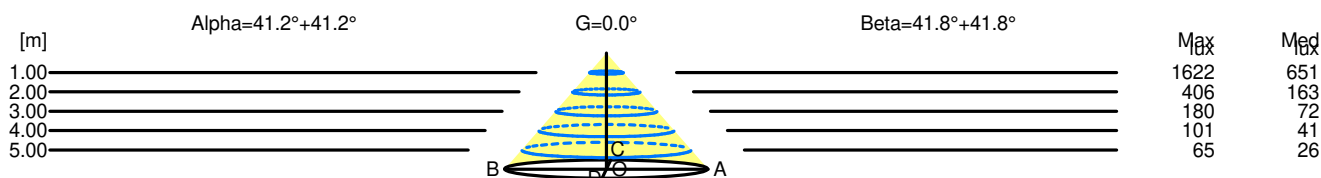
Code FTS2101883  
Name HOY SOSP. 3000K L=1154 ND BCO S.ALONE

Luminaire Flux	2914.82 lm	Luminaire Power	24.00 W	Efficacy	121.45 lm/W	Efficiency	100.00%
Sources Flux	2914.82 lm	Maximum value	556.57 cd/klm	Position	C=0.00 G=0.00	CG	Double Symmetrical
Rectangular Luminaire		Length	1155 mm	Width	100 mm	Height	60 mm
Rectangular Luminous Area		Length	1150 mm	Width	100 mm	Height	0 mm
Horizontal Luminous Area		0.115000 m2		Emitting area on Plane 180°		0.000000 m2	
Emitting area on Plane 0°		0.000000 m2		Emitting area on Plane 270°		0.000000 m2	
Emitting area on Plane 90°		0.000000 m2		Glare area at 76°		0.027821 m2	
Coordinate system		CG		Symmetry Type		Double Symmetrical	
Date		10-01-2020		Maximum Gamma Angle		180	
Measurement Distance		0.00		Measurement Flux		2914.82 lm	
LED Flux=3748lm LED Power=21W Eff=78% EfcLed=178lm/W EfcLum=121lm/W CCT=3000K Ra=80							
C.I.E.	65 90 98 100 100			D DIN 5040	A50		
F UTE	1.00 C			B NBN	BZ 2 / 2.5 / BZ 3		

### Width at 50.00 % of Max Intensity

H[m]	1.00	2.00	3.00	4.00	5.00	H[m]	1.00	2.00	3.00	4.00	5.00
OA	0.88	1.75	2.63	3.50	4.38	OC	0.89	1.79	2.68	3.57	4.47
OB	0.88	1.75	2.63	3.50	4.38	OD	0.89	1.79	2.68	3.57	4.47

	Luminous Intensities [ cd/klm]									
	0	5	15	25	35	45	55	65	75	85
OA	1622.31	1608.86	1511.11	1301.59	1016.51	646.51	387.97	171.38	86.77	15.61
OB	1622.31	1608.86	1511.11	1301.59	1016.51	646.51	387.97	171.38	86.77	15.61
OC	1622.31	1607.55	1516.04	1311.67	1015.59	654.56	337.08	145.78	64.80	14.50
OD	1622.31	1607.55	1516.04	1311.67	1015.59	654.56	337.08	145.78	64.80	14.50



H[m]	D[m]	Max lux	Med lux	Alpha=41.2°+41.2°	G=0.0
1.00	1.75	1622	651		
2.00	3.50	406	163		
3.00	5.25	180	72		
4.00	7.00	101	41		
5.00	8.75	65	26		

H[m]	D[m]	Max lux	Med lux	Beta=41.8°+41.8°	G=0.0
1.00	1.79	1622	651		
2.00	3.57	406	163		
3.00	5.36	180	72		
4.00	7.15	101	41		
5.00	8.93	65	26		