

Luminaire

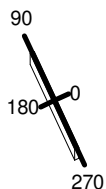
Code BL51001
Name HOY S D/IND 3000K L=2309 DALI BC S.ALONE

Measurem.

Code FTS2101905
Name HOY S D/IND 3000K L=2309 DALI BC S.ALONE

Luminaire Flux	9400.00 lm	Luminaire Power	74.00 W	Efficacy	127.03 lm/W	Efficiency	100.00%
Sources Flux	9400.00 lm	Maximum value	345.94 cd/klm	Position	C=0.00 G=0.00	CG	Double Symmetrical
Rectangular Luminaire		Length	2309 mm	Width	100 mm	Height	60 mm
Rectangular Luminous Area		Length	2304 mm	Width	100 mm	Height	0 mm
Horizontal Luminous Area		0.230400 m ²		Emitting area on Plane 180°		0.000000 m ²	
Emitting area on Plane 0°		0.000000 m ²		Emitting area on Plane 270°		0.000000 m ²	
Emitting area on Plane 90°		0.000000 m ²		Glare area at 76°		0.055739 m ²	
Coordinate system		CG		Symmetry Type		Double Symmetrical	
Date		10-01-2020		Maximum Gamma Angle		180	
Measurement Distance		0.00		Measurement Flux		9400.00 lm	
LED Flux=11614.6lm LED Power=66W Eff=81% EfcLed=176lm/W EfcLum=125lm/W CCT=3000K Ra=80							
C.I.E.	65 90 98 62 100			D DIN 5040		B51	
F UTE	0.62 C + 0.38 T			B NBN		BZ 2 / 2.5 / BZ 3	

2309mm x 100mm



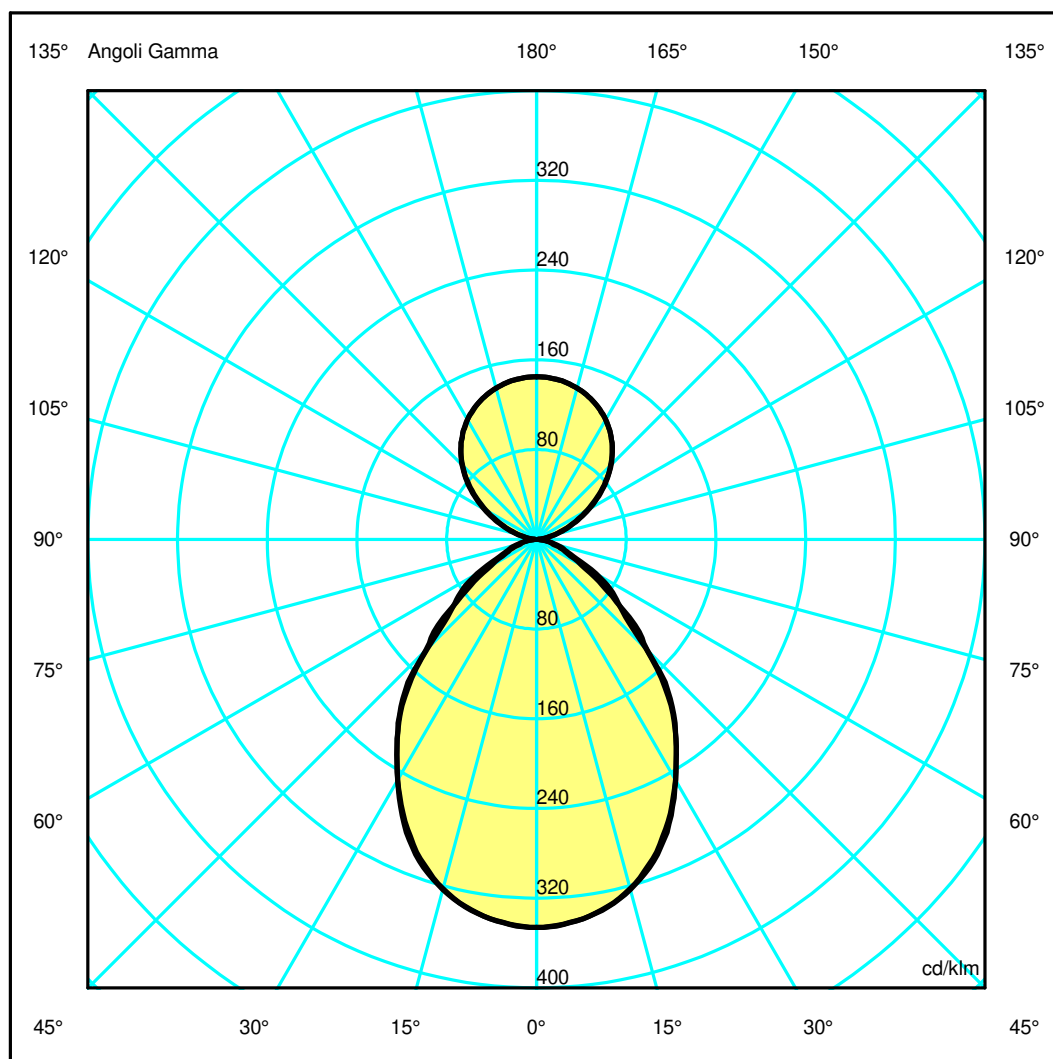
Semipiani C

180.0 ——— 0.0
270.0 ——— 90.0

ULOR 37.89 %

DLOR 62.11 %

RN 37.89 %



Luminaire

Code BL51001
Name HOY S D/IND 3000K L=2309 DALI BC S.ALONE

Measurment.

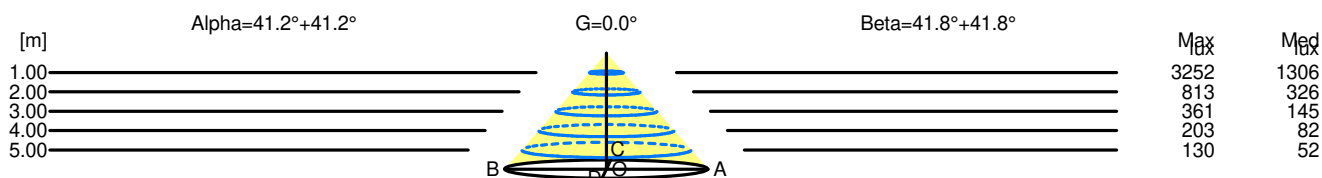
Code FTS2101905
Name HOY S D/IND 3000K L=2309 DALI BC S.ALONE

Luminaire Flux	9400.00 lm	Luminaire Power	74.00 W	Efficacy	127.03 lm/W	Efficiency	100.00%
Sources Flux	9400.00 lm	Maximum value	345.94 cd/klm	Position	C=0.00 G=0.00	CG	Double Symmetrical
Rectangular Luminaire		Length	2309 mm	Width	100 mm	Height	60 mm
Rectangular Luminous Area		Length	2304 mm	Width	100 mm	Height	0 mm
Horizontal Luminous Area	0.230400 m2			Emitting area on Plane 180°	0.000000 m2		
Emitting area on Plane 0°	0.000000 m2			Emitting area on Plane 270°	0.000000 m2		
Emitting area on Plane 90°	0.000000 m2			Glare area at 76°	0.055739 m2		
Coordinate system	CG			Symmetry Type	Double Symmetrical		
Date	10-01-2020			Maximum Gamma Angle	180		
Measurement Distance	0.00			Measurement Flux	9400.00 lm		
LED Flux=11614.6lm LED Power=66W Eff=81% EfcLed=176lm/W EfcLum=125lm/W CCT=3000K Ra=80							
C.I.E.	65 90 98 62 100			D DIN 5040	B51		
F UTE	0.62 C + 0.38 T			B NBN	BZ 2 / 2.5 / BZ 3		

Width at 50.00 % of Max Intensity

H[m]	1.00	2.00	3.00	4.00	5.00	H[m]	1.00	2.00	3.00	4.00	5.00
OA	0.88	1.75	2.63	3.50	4.38	OC	0.89	1.79	2.68	3.57	4.47
OB	0.88	1.75	2.63	3.50	4.38	OD	0.89	1.79	2.68	3.57	4.47

	Luminous Intensities [cd/klm]									
	0	5	15	25	35	45	55	65	75	85
OA	3251.80	3224.85	3028.91	2608.94	2037.52	1295.88	777.67	343.52	173.93	31.28
OB	3251.80	3224.85	3028.91	2608.94	2037.52	1295.88	777.67	343.52	173.93	31.28
OC	3251.80	3222.22	3038.80	2629.15	2035.67	1312.02	675.66	292.21	129.88	29.06
OD	3251.80	3222.22	3038.80	2629.15	2035.67	1312.02	675.66	292.21	129.88	29.06



H[m]	D[m]	Max lux	Med lux	Alpha=41.2°+41.2°	G=0.0
1.00	1.75	3252	1306		
2.00	3.50	813	326		
3.00	5.25	361	145		
4.00	7.00	203	82		
5.00	8.75	130	52		

H[m]	D[m]	Max lux	Med lux	Beta=41.8°+41.8°	G=0.0
1.00	1.79	3252	1306		
2.00	3.57	813	326		
3.00	5.36	361	145		
4.00	7.15	203	82		
5.00	8.93	130	52		