

Luminaire

Code BL55104
Name HOY SOSP. 3000K L=2309 ND NRO S.ALONE

Measurement

Code FTS2101888
Name HOY SOSP. 3000K L=2309 ND NRO S.ALONE

Luminaire Flux	5829.64 lm	Luminaire Power	46.00 W	Efficacy	126.73 lm/W	Efficiency	100.00%
Sources Flux	5829.64 lm	Maximum value	556.57 cd/klm	Position	C=0.00 G=0.00	CG	Double Symmetrical
Rectangular Luminaire		Length	2309 mm	Width	100 mm	Height	60 mm
Rectangular Luminous Area		Length	2304 mm	Width	100 mm	Height	0 mm
Horizontal Luminous Area	0.230400 m2			Emitting area on Plane 180°	0.000000 m2		
Emitting area on Plane 0°	0.000000 m2			Emitting area on Plane 270°	0.000000 m2		
Emitting area on Plane 90°	0.000000 m2			Glare area at 76°	0.055739 m2		
Coordinate system	CG			Symmetry Type	Double Symmetrical		
Date	10-01-2020			Maximum Gamma Angle	180		
Measurement Distance	0.00			Measurement Flux	5829.64 lm		


LED Flux=7496lm LED Power=42W Eff=78% EfcLed=178lm/W EfcLum=127lm/W CCT=3000K Ra=80

C.I.E. 65 90 98 100 100
F UTE 1.00 C

D DIN 5040
B NBN

A50
BZ 2 / 2.5 / BZ 3

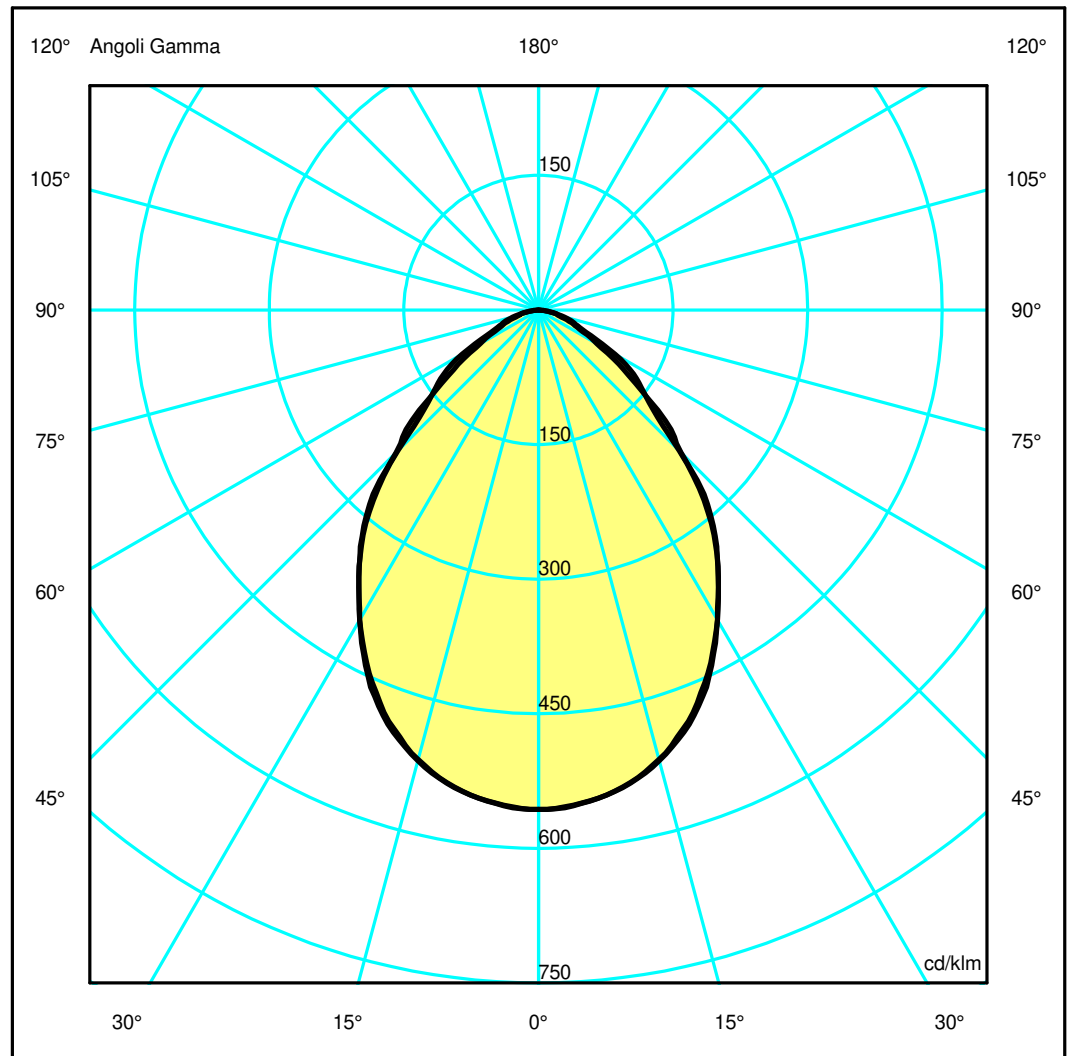
2309mm x 100mm



Semipiani C

180.0 — 0.0
270.0 — 90.0

ULOR 0.08 %
DLOR 99.92 %
RN 0.08 %



Luminaire

Code BL55104
Name HOY SOSP. 3000K L=2309 ND NRO S.ALONE

Measurment.

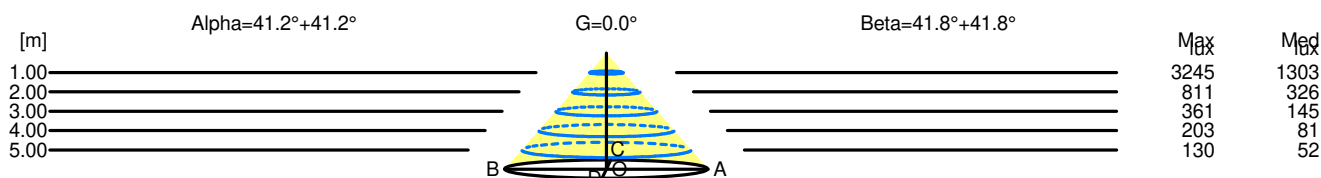
Code FTS2101888
Name HOY SOSP. 3000K L=2309 ND NRO S.ALONE

Luminaire Flux	5829.64 lm	Luminaire Power	46.00 W	Efficacy	126.73 lm/W	Efficiency	100.00%
Sources Flux	5829.64 lm	Maximum value	556.57 cd/klm	Position	C=0.00 G=0.00	CG	Double Symmetrical
Rectangular Luminaire		Length	2309 mm	Width	100 mm	Height	60 mm
Rectangular Luminous Area		Length	2304 mm	Width	100 mm	Height	0 mm
Horizontal Luminous Area	0.230400 m2			Emitting area on Plane 180°	0.000000 m2		
Emitting area on Plane 0°	0.000000 m2			Emitting area on Plane 270°	0.000000 m2		
Emitting area on Plane 90°	0.000000 m2			Glare area at 76°	0.055739 m2		
Coordinate system	CG			Symmetry Type	Double Symmetrical		
Date	10-01-2020			Maximum Gamma Angle	180		
Measurement Distance	0.00			Measurement Flux	5829.64 lm		
LED Flux=7496lm LED Power=42W Eff=78% EfcLed=178lm/W EfcLum=127lm/W CCT=3000K Ra=80							
C.I.E.	65 90 98 100 100			D DIN 5040	A50		
F UTE	1.00 C			B NBN	BZ 2 / 2.5 / BZ 3		

Width at 50.00 % of Max Intensity

H[m]	1.00	2.00	3.00	4.00	5.00	H[m]	1.00	2.00	3.00	4.00	5.00
OA	0.88	1.75	2.63	3.50	4.38	OC	0.89	1.79	2.68	3.57	4.47
OB	0.88	1.75	2.63	3.50	4.38	OD	0.89	1.79	2.68	3.57	4.47

	Luminous Intensities [cd/klm]									
	0	5	15	25	35	45	55	65	75	85
OA	3244.62	3217.72	3022.22	2603.18	2033.02	1293.01	775.95	342.76	173.55	31.21
OB	3244.62	3217.72	3022.22	2603.18	2033.02	1293.01	775.95	342.76	173.55	31.21
OC	3244.62	3215.10	3032.09	2623.34	2031.17	1309.12	674.17	291.57	129.60	29.00
OD	3244.62	3215.10	3032.09	2623.34	2031.17	1309.12	674.17	291.57	129.60	29.00



H[m]	D[m]	Max lux	Med lux	Alpha=41.2°+41.2°	G=0.0
1.00	1.75	3245	1303		
2.00	3.50	811	326		
3.00	5.25	361	145		
4.00	7.00	203	81		
5.00	8.75	130	52		

H[m]	D[m]	Max lux	Med lux	Beta=41.8°+41.8°	G=0.0
1.00	1.79	3245	1303		
2.00	3.57	811	326		
3.00	5.36	361	145		
4.00	7.15	203	81		
5.00	8.93	130	52		