

Luminaire

Code BL55501
 Name HOY SOSP. 4000K L=2309 DALI BCO S.ALONE

Measurement

Code FTS2101897
 Name HOY SOSP. 4000K L=2309 DALI BCO S.ALONE

Luminaire Flux	6134.50 lm	Luminaire Power	47.00 W	Efficacy	130.52 lm/W	Efficiency	100.00%
Sources Flux	6134.50 lm	Maximum value	556.57 cd/klm	Position	C=0.00 G=0.00	CG	Double Symmetrical
Rectangular Luminaire	Length	2309 mm	Width	100 mm	Height	60 mm	
Rectangular Luminous Area	Length	2304 mm	Width	100 mm	Height	0 mm	
Horizontal Luminous Area	0.230400 m2	Emitting area on Plane 180°	0.000000 m2	Emitting area on Plane 270°	0.000000 m2	Emitting area on Plane 90°	0.055739 m2
Coordinate system	CG	Symmetry Type	Double Symmetrical	Date	10-01-2020	Maximum Gamma Angle	180
Measurement Distance	0.00	Measurement Flux	6134.50 lm				


LED Flux=7888lm LED Power=42W Eff=78% EfcLed=188lm/W EfcLum=133lm/W CCT=4000K Ra=80

C.I.E. 65 90 98 100 100
 F UTE 1.00 C

D DIN 5040
 B NBN

A50
 BZ 2 / 2.5 / BZ 3

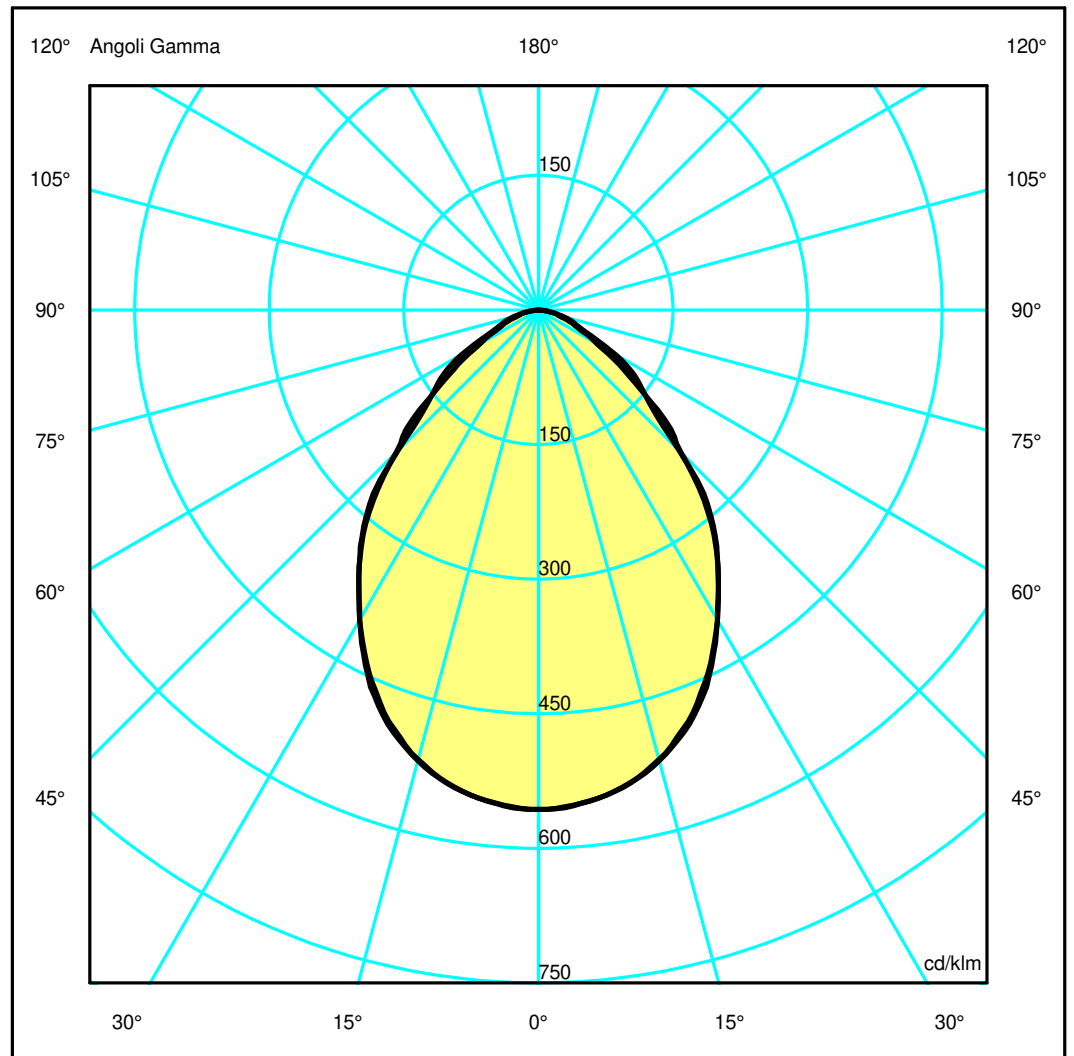
2309mm x 100mm



Semipiani C

180.0 — 0.0
 270.0 — 90.0

ULOR 0.08 %
 DLOR 99.92 %
 RN 0.08 %



Luminaire

Code BL55501
Name HOY SOSP. 4000K L=2309 DALI BCO S.ALONE

Measurerm.

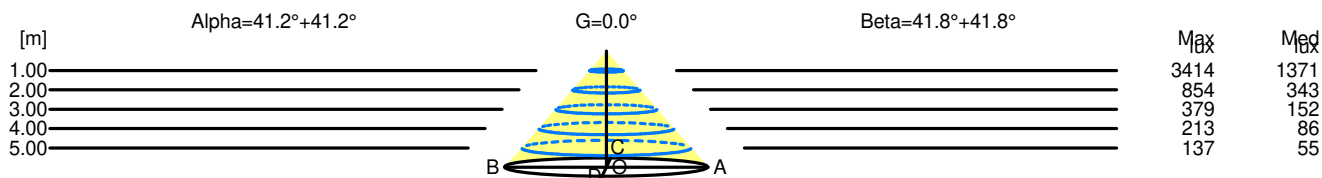
Code FTS2101897
Name HOY SOSP. 4000K L=2309 DALI BCO S.ALONE

Luminaire Flux	6134.50 lm	Luminaire Power	47.00 W	Efficacy	130.52 lm/W	Efficiency	100.00%
Sources Flux	6134.50 lm	Maximum value	556.57 cd/klm	Position	C=0.00 G=0.00	CG	Double Symmetrical
Rectangular Luminaire		Length	2309 mm	Width	100 mm	Height	60 mm
Rectangular Luminous Area		Length	2304 mm	Width	100 mm	Height	0 mm
Horizontal Luminous Area		0.230400 m2		Emitting area on Plane 180°		0.000000 m2	
Emitting area on Plane 0°		0.000000 m2		Emitting area on Plane 270°		0.000000 m2	
Emitting area on Plane 90°		0.000000 m2		Glare area at 76°		0.055739 m2	
Coordinate system		CG		Symmetry Type		Double Symmetrical	
Date		10-01-2020		Maximum Gamma Angle		180	
Measurement Distance		0.00		Measurement Flux		6134.50 lm	
LED Flux=7888lm LED Power=42W Eff=78% EfcLed=188lm/W EfcLum=133lm/W CCT=4000K Ra=80							
C.I.E.	65 90 98 100 100			D DIN 5040	A50		
F UTE	1.00 C			B NBN	BZ 2 / 2.5 / BZ 3		

Width at 50.00 % of Max Intensity

H[m]	1.00	2.00	3.00	4.00	5.00	H[m]	1.00	2.00	3.00	4.00	5.00
OA	0.88	1.75	2.63	3.50	4.38	OC	0.89	1.79	2.68	3.57	4.47
OB	0.88	1.75	2.63	3.50	4.38	OD	0.89	1.79	2.68	3.57	4.47

	Luminous Intensities [cd/klm]									
	0	5	15	25	35	45	55	65	75	85
OA	3414.30	3385.99	3180.26	2739.31	2139.34	1360.63	816.53	360.68	182.62	32.84
OB	3414.30	3385.99	3180.26	2739.31	2139.34	1360.63	816.53	360.68	182.62	32.84
OC	3414.30	3383.23	3190.65	2760.53	2137.39	1377.58	709.42	306.81	136.38	30.52
OD	3414.30	3383.23	3190.65	2760.53	2137.39	1377.58	709.42	306.81	136.38	30.52



H[m]	D[m]	Max lux	Med lux	Alpha=41.2°+41.2°	G=0.0
1.00	1.75	3414	1371		
2.00	3.50	854	343		
3.00	5.25	379	152		
4.00	7.00	213	86		
5.00	8.75	137	55		

H[m]	D[m]	Max lux	Med lux	Beta=41.8°+41.8°	G=0.0
1.00	1.79	3414	1371		
2.00	3.57	854	343		
3.00	5.36	379	152		
4.00	7.15	213	86		
5.00	8.93	137	55		