

Luminaire

Code BM11504
Name HOY SPOT PLAF ORIENT 2700K WF DALI NRO

Measurem.

Code FTS2000264
Name HOY SPOT PLAF ORIENT 2700K WF DALI NRO

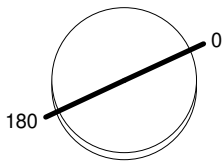
Luminaire Flux	1914.65 lm	Luminaire Power	22.00 W	Efficacy	87.03 lm/W	Efficiency	100.00%
Sources Flux	1914.65 lm	Maximum value	1307.01 cd/klm	Position	C=0.00 G=0.00	CG	Rotosymmetrical
Round Luminaire		Diam.	90 mm	Height	110 mm		
Round Luminous Area		Diam.	74 mm	Height	0 mm		
Horizontal Luminous Area			0.004301 m2	Emitting area on Plane 180°			0.000000 m2
Emitting area on Plane 0°			0.000000 m2	Emitting area on Plane 270°			0.000000 m2
Emitting area on Plane 90°			0.000000 m2	Glare area at 76°			0.001040 m2
Coordinate system		CG		Symmetry Type			Rotosymmetrical
Date		27-04-2021		Maximum Gamma Angle			180
Measurement Distance		0.00		Measurement Flux			1914.65 lm

LED Flux=2253lm LED Power=19W Eff=85% EfcLed=118lm/W EfcLum=87lm/W CCT=2700 Ra=90 SDCM=2 L70(6K)=50000h

C.I.E. 92 99 100 100 100
F UTE 1.00 A

D DIN 5040 A60
B NBN BZ 1

Diam=90mm



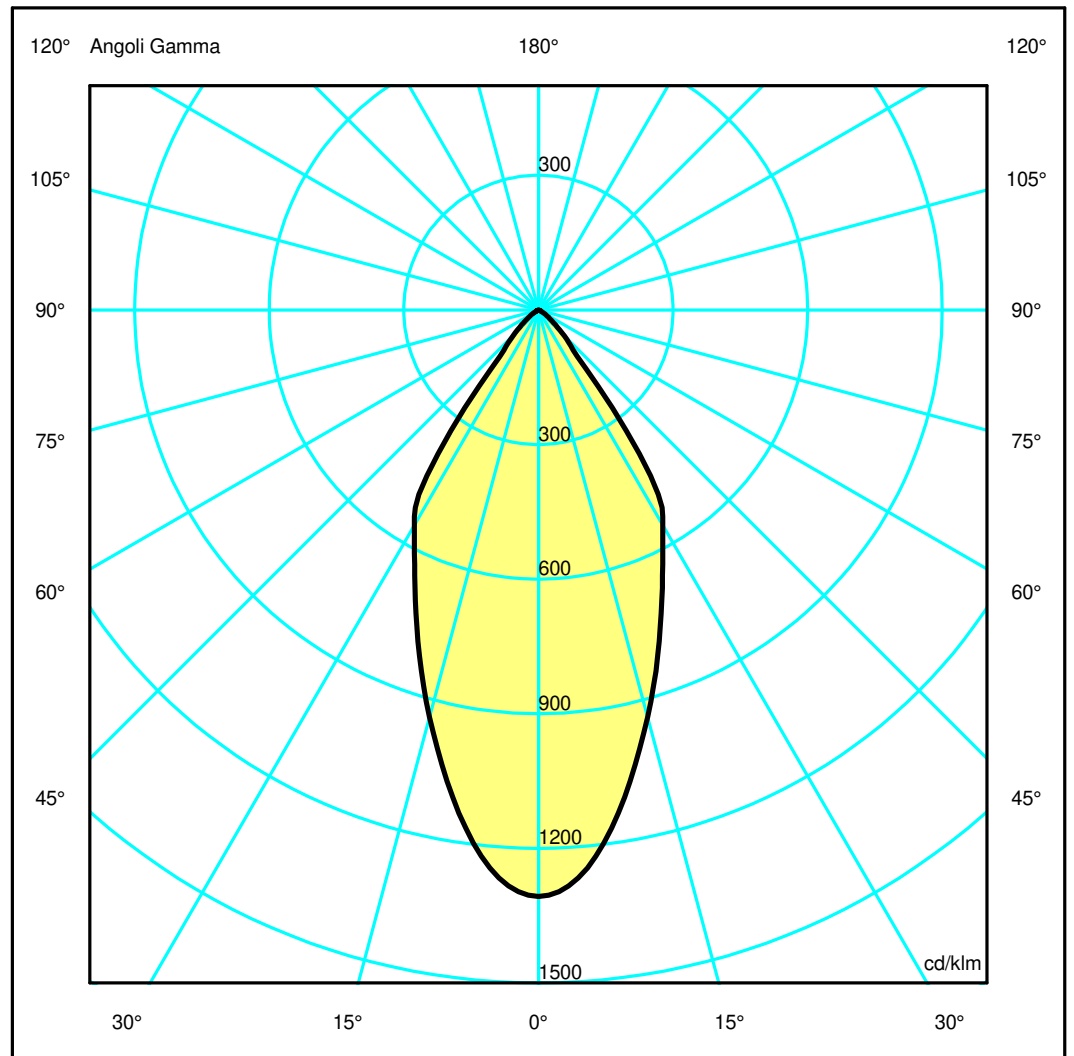
Semipiani C

180.0 ——— 0.0

ULOR 0.00 %

DLOR100.00 %

RN 0.00 %



Luminaire

Code BM11504
Name HOY SPOT PLAF ORIENT 2700K WF DALI NRO

Measurement

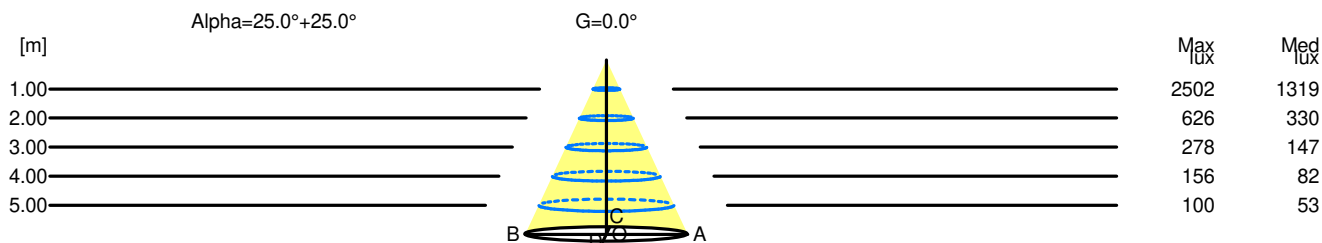
Code FTS2000264
Name HOY SPOT PLAF ORIENT 2700K WF DALI NRO

Luminaire Flux	1914.65 lm	Luminaire Power	22.00 W	Efficacy	87.03 lm/W	Efficiency	100.00%
Sources Flux	1914.65 lm	Maximum value	1307.01 cd/klm	Position	C=0.00 G=0.00	CG	Rotosymmetrical
Round Luminaire		Diam.	90 mm	Height	110 mm		
Round Luminous Area		Diam.	74 mm	Height	0 mm		
Horizontal Luminous Area		0.004301 m2		Emitting area on Plane 180°		0.000000 m2	
Emitting area on Plane 0°		0.000000 m2		Emitting area on Plane 270°		0.000000 m2	
Emitting area on Plane 90°		0.000000 m2		Glare area at 76°		0.001040 m2	
Coordinate system		CG		Symmetry Type		Rotosymmetrical	
Date		27-04-2021		Maximum Gamma Angle		180	
Measurement Distance		0.00		Measurement Flux		1914.65 lm	
LED Flux=2253lm LED Power=19W Eff=85% EfcLed=118lm/W EfcLum=87lm/W CCT=2700 Ra=90 SDCM=2 L70(6K)=50000h							
C.I.E.	92 99 100 100 100			D DIN 5040	A60		
F UTE	1.00 A			B NBN	BZ 1		

Width at 50.00 % of Max Intensity

H[m]	1.00	2.00	3.00	4.00	5.00	H[m]	1.00	2.00	3.00	4.00	5.00
OA	0.47	0.93	1.40	1.86	2.33	OC	0.47	0.93	1.40	1.86	2.33
OB	0.47	0.93	1.40	1.86	2.33	OD	0.47	0.93	1.40	1.86	2.33

	Luminous Intensities [cd/klm]									
	0	5	15	25	35	45	55	65	75	85
OA	2502.48	2389.54	1797.76	1250.86	748.93	155.40	45.68	12.65	2.65	0.16
OB	2502.48	2389.54	1797.76	1250.86	748.93	155.40	45.68	12.65	2.65	0.16
OC	2502.48	2389.54	1797.76	1250.86	748.93	155.40	45.68	12.65	2.65	0.16
OD	2502.48	2389.54	1797.76	1250.86	748.93	155.40	45.68	12.65	2.65	0.16



H[m]	D[m]	Max lux	Med lux	Alpha=25.0°+25.0°	G=0.0
1.00	0.93	2502	1319		
2.00	1.86	626	330		
3.00	2.80	278	147		
4.00	3.73	156	82		
5.00	4.66	100	53		