

## Luminaire

Code BQ21220+AP90400  
Name VECTOR 40 CEILING 927 FL BBZ + ANTI DAZZLE LOUVRE

## Measurement

Code FTS2001294  
Name VECTOR 40 CEILING 927 FL BBZ + ANTI DAZZLE LOUVRE

Luminaire Flux	279 lm	Luminaire Power	9.0 W	Efficacy	30.991 lm/W	Efficiency	100.00%
Source Flux	279 lm	Maximum value	6075.95 cd/klm	Position	C=0.00 G=0.00	CG	Rotosymmetrical
Round Luminaire		Diam.	40 mm	Height	103 mm		
Round Luminous Area		Diam.	27 mm	Height	0 mm		
Horizontal Luminous Area		0.000573 m <sup>2</sup>		Emitting area on Plane 180°		0.000000 m <sup>2</sup>	
Emitting area on Plane 0°		0.000000 m <sup>2</sup>		Emitting area on Plane 270°		0.000000 m <sup>2</sup>	
Emitting area on Plane 90°		0.000000 m <sup>2</sup>		Glare area at 76°		0.000139 m <sup>2</sup>	
Coordinate system		CG		Symmetry Type		Rotosymmetrical	
Date		23-09-2021		Maximum Gamma Angle		180	
Measurement Distance		0.00		Measurement Flux		279 lm	

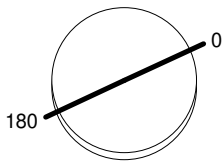
LED Flux=786lm LED Power=8W Eff=35% EfcLed=98lm/W EfcLum=31lm/W CCT=2700K Ra=90 SDCM=2 L70(6K)=50000h

C.I.E. 99 100 100 100 100  
F UTE --

D DIN 5040  
B NBN

A60  
BZ 1

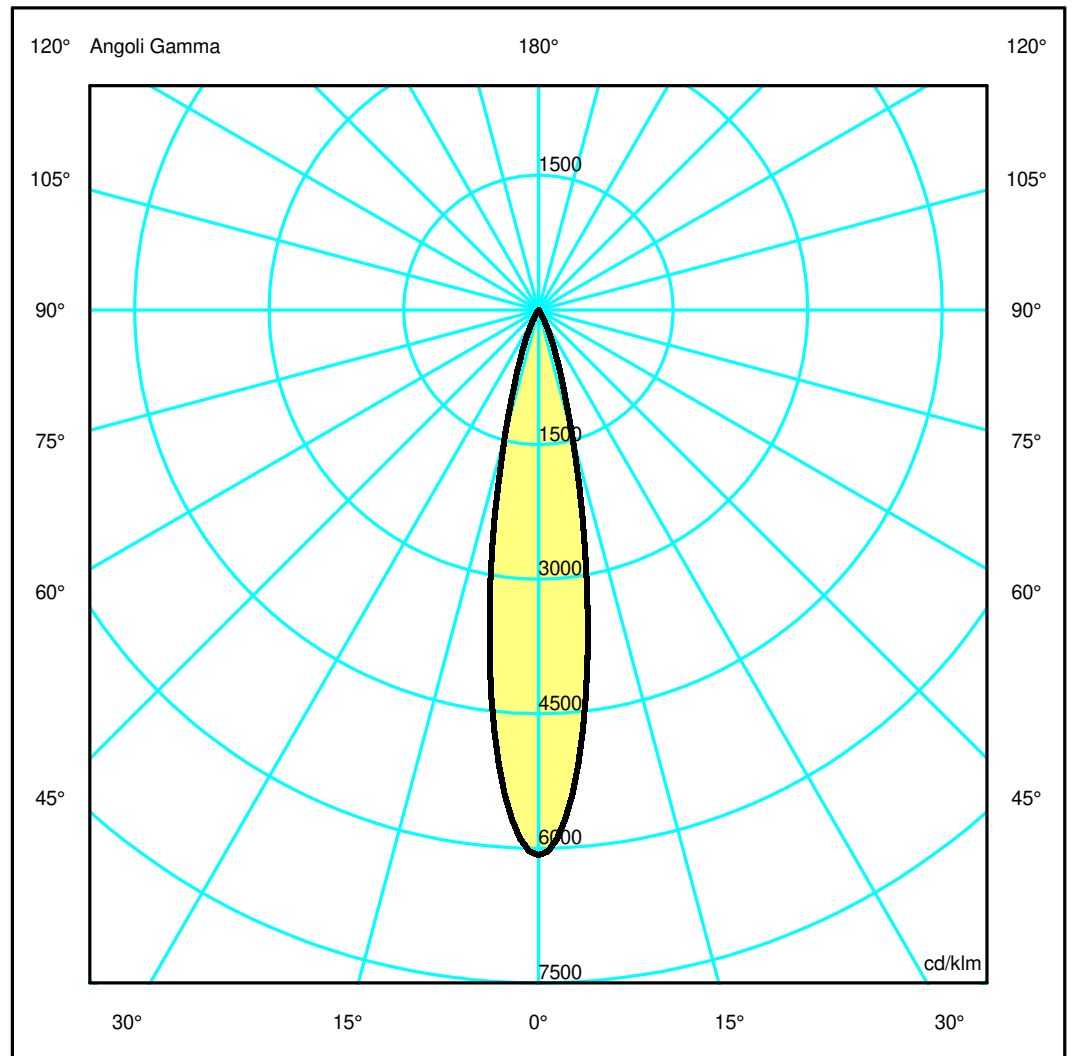
Diam=40mm



Semipiani C

180.0 ——— 0.0

ULOR 0.00 %  
DLOR 100.00 %  
RN 0.00 %



## Luminaire

Code BQ21220+AP90400  
Name VECTOR 40 CEILING 927 FL BBZ + ANTI DAZZLE LOUVRE

## Measur.

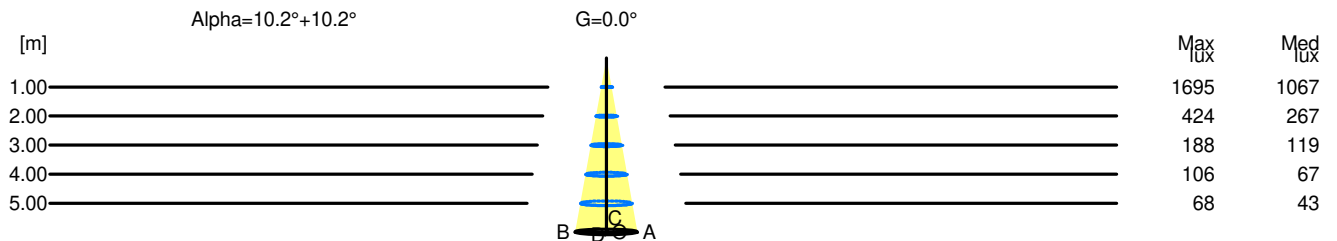
Code FTS2001294  
Name VECTOR 40 CEILING 927 FL BBZ + ANTI DAZZLE LOUVRE

Luminaire Flux	279 lm	Luminaire Power	9.0 W	Efficacy	30.991 lm/W	Efficiency	100.00%
Source Flux	279 lm	Maximum value	6075.95 cd/klm	Position	C=0.00 G=0.00	CG	Rotosymmetrical
Round Luminaire		Diam.	40 mm	Height	103 mm		
Round Luminous Area		Diam.	27 mm	Height	0 mm		
Horizontal Luminous Area		0.000573 m <sup>2</sup>		Emitting area on Plane 180°		0.000000 m <sup>2</sup>	
Emitting area on Plane 0°		0.000000 m <sup>2</sup>		Emitting area on Plane 270°		0.000000 m <sup>2</sup>	
Emitting area on Plane 90°		0.000000 m <sup>2</sup>		Glare area at 76°		0.000139 m <sup>2</sup>	
Coordinate system		CG		Symmetry Type		Rotosymmetrical	
Date		23-09-2021		Maximum Gamma Angle		180	
Measurement Distance		0.00		Measurement Flux		279 lm	
LED Flux=786lm LED Power=8W Eff=35% EfcLed=98lm/W EfcLum=31lm/W CCT=2700K Ra=90 SDCM=2 L70(6K)=50000h							
C.I.E.	99 100 100 100 100			D DIN 5040	A60		
F UTE	--			B NBN	BZ 1		

### Width at 50.00 % of Max Intensity

H[m]	1.00	2.00	3.00	4.00	5.00	H[m]	1.00	2.00	3.00	4.00	5.00
OA	0.18	0.36	0.54	0.72	0.90	OC	0.18	0.36	0.54	0.72	0.90
OB	0.18	0.36	0.54	0.72	0.90	OD	0.18	0.36	0.54	0.72	0.90

	Luminous Intensities [ cd/klm ]									
	0	5	15	25	35	45	55	65	75	85
OA	1694.70	1418.65	402.62	75.92	9.67	2.27	0.64	0.24	0.20	0.17
OB	1694.70	1418.65	402.62	75.92	9.67	2.27	0.64	0.24	0.20	0.17
OC	1694.70	1418.65	402.62	75.92	9.67	2.27	0.64	0.24	0.20	0.17
OD	1694.70	1418.65	402.62	75.92	9.67	2.27	0.64	0.24	0.20	0.17



H[m]	D[m]	Max lux	Med lux	Alpha=10.2°+10.2°	G=0.0
1.00	0.36	1695	1067		
2.00	0.72	424	267		
3.00	1.08	188	119		
4.00	1.43	106	67		
5.00	1.79	68	43		