

Luminaire

Code BQ80104+AP91300
Name VECTOR 40 WALL SWITCH 930 SP BLK + SOFT FILTER

Measurem.

Code FTS2300021
Name VECTOR 40 WALL SWITCH 930 SP BLK + SOFT FILTER

Luminaire Flux	370 lm	Luminaire Power	8.5 W	Efficacy	43.504 lm/W	Efficiency	100.00%
Source Flux	370 lm	Maximum value	5632.00 cd/klm	Position	C=0.00 G=0.00	CG	Rotosymmetrical
Round Luminaire		Diam.	40 mm	Height	103 mm		
Round Luminous Area		Diam.	27 mm	Height	0 mm		
Horizontal Luminous Area			0.000573 m2	Emitting area on Plane 180°			0.000000 m2
Emitting area on Plane 0°			0.000000 m2	Emitting area on Plane 270°			0.000000 m2
Emitting area on Plane 90°			0.000000 m2	Glare area at 76°			0.000139 m2
Coordinate system		CG		Symmetry Type		Rotosymmetrical	
Date		08-11-2022		Maximum Gamma Angle		180	
Measurement Distance		0.00		Measurement Flux		370 lm	

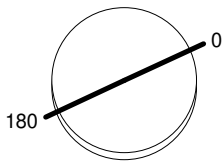
LED Flux=571lm LED Power=6W Eff=65% EfcLed=89lm/W EfcLum=44lm/W CCT=3000K Ra=90 R9=50 SDCM=3 L70(6K)=50000h

C.I.E. 98 100 100 100 100
F UTE --

D DIN 5040
B NBN

A60
BZ 1

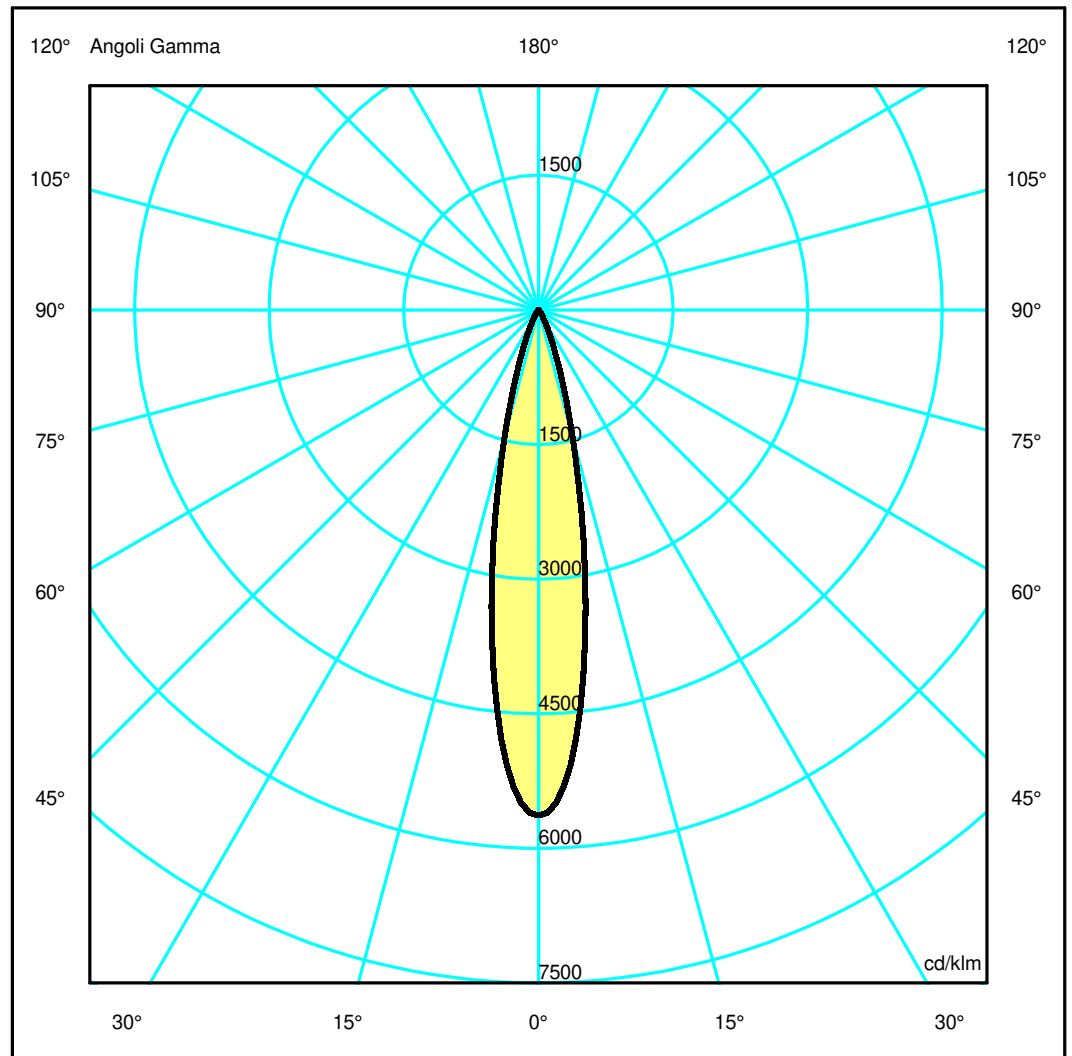
Diam=40mm



Semipiani C

180.0 ——— 0.0

ULOR 0.00 %
DLOR100.00 %
RN 0.00 %



Luminaire

Code BQ80104+AP91300
Name VECTOR 40 WALL SWITCH 930 SP BLK + SOFT FILTER

Measurerm.

Code FTS2300021
Name VECTOR 40 WALL SWITCH 930 SP BLK + SOFT FILTER

Luminaire Flux	370 lm	Luminaire Power	8.5 W	Efficacy	43.504 lm/W	Efficiency	100.00%
Source Flux	370 lm	Maximum value	5632.00 cd/klm	Position	C=0.00 G=0.00	CG	Rotosymmetrical
Round Luminaire		Diam.	40 mm	Height	103 mm		
Round Luminous Area		Diam.	27 mm	Height	0 mm		
Horizontal Luminous Area		0.000573 m2		Emitting area on Plane 180°		0.000000 m2	
Emitting area on Plane 0°		0.000000 m2		Emitting area on Plane 270°		0.000000 m2	
Emitting area on Plane 90°		0.000000 m2		Glare area at 76°		0.000139 m2	
Coordinate system		CG		Symmetry Type		Rotosymmetrical	
Date		08-11-2022		Maximum Gamma Angle		180	
Measurement Distance		0.00		Measurement Flux		370 lm	

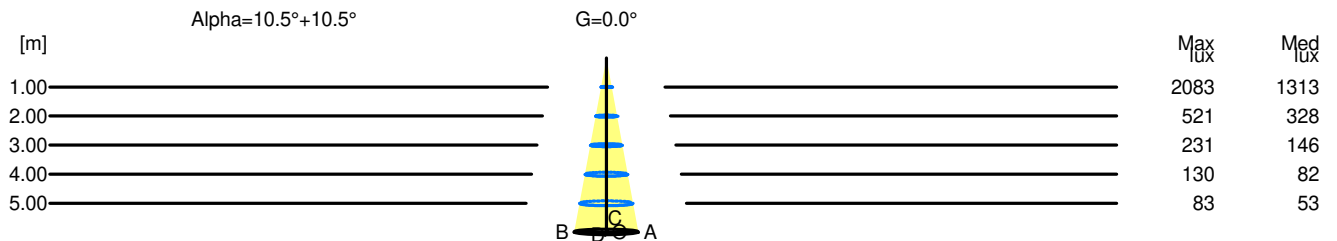
LED Flux=571lm LED Power=6W Eff=65% EfcLed=89lm/W EfcLum=44lm/W CCT=3000K Ra=90 R9=50 SDCM=3 L70(6K)=50000h

C.I.E.	98	100	100	100	100	D DIN 5040	A60
F UTE	--					B NBN	BZ 1

Width at 50.00 % of Max Intensity

H[m]	1.00	2.00	3.00	4.00	5.00	H[m]	1.00	2.00	3.00	4.00	5.00
OA	0.18	0.37	0.55	0.74	0.92	OC	0.18	0.37	0.55	0.74	0.92
OB	0.18	0.37	0.55	0.74	0.92	OD	0.18	0.37	0.55	0.74	0.92

	Luminous Intensities [cd/klm]									
	0	5	15	25	35	45	55	65	75	85
OA	2082.60	1773.18	539.83	97.75	20.10	5.39	1.92	1.05	0.51	0.20
OB	2082.60	1773.18	539.83	97.75	20.10	5.39	1.92	1.05	0.51	0.20
OC	2082.60	1773.18	539.83	97.75	20.10	5.39	1.92	1.05	0.51	0.20
OD	2082.60	1773.18	539.83	97.75	20.10	5.39	1.92	1.05	0.51	0.20



H[m]	D[m]	Max lux	Med lux	Alpha=10.5°+10.5°	G=0.0
1.00	0.37	2083	1313		
2.00	0.74	521	328		
3.00	1.11	231	146		
4.00	1.48	130	82		
5.00	1.85	83	53		