

## Luminaire

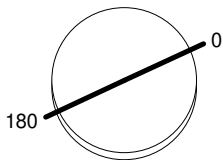
Code BQ90101  
Name VECTOR 40 WALL NO SW 930 SP WHT

## Measurement

Code FTS2300015  
Name VECTOR 40 WALL NO SW 930 SP WHT

Luminaire Flux	463 lm	Luminaire Power	8.5 W	Efficacy	54.433 lm/W	Efficiency	100.00%
Source Flux	463 lm	Maximum value	12591.81 cd/klm	Position	C=0.00 G=0.00	CG	Rotosymmetrical
Round Luminaire		Diam.	40 mm	Height	130 mm		
Round Luminous Area		Diam.	33 mm	Height	0 mm		
Horizontal Luminous Area			0.000855 m2	Emitting area on Plane 180°			0.000000 m2
Emitting area on Plane 0°			0.000000 m2	Emitting area on Plane 270°			0.000000 m2
Emitting area on Plane 90°			0.000000 m2	Glare area at 76°			0.000207 m2
Coordinate system		CG		Symmetry Type		Rotosymmetrical	
Date		08-11-2022		Maximum Gamma Angle		180	
Measurement Distance		0.00		Measurement Flux		463 lm	
LED Flux=571lm LED Power=6W Eff=81% EfcLed=89lm/W EfcLum=54lm/W CCT=3000K Ra=90 R9=50 SDCM=3 L70(6K)=50000h							
C.I.E.	99	100	100	100	D DIN 5040	A60	
F UTE	--				B NBN	BZ 1	

Diam=40mm



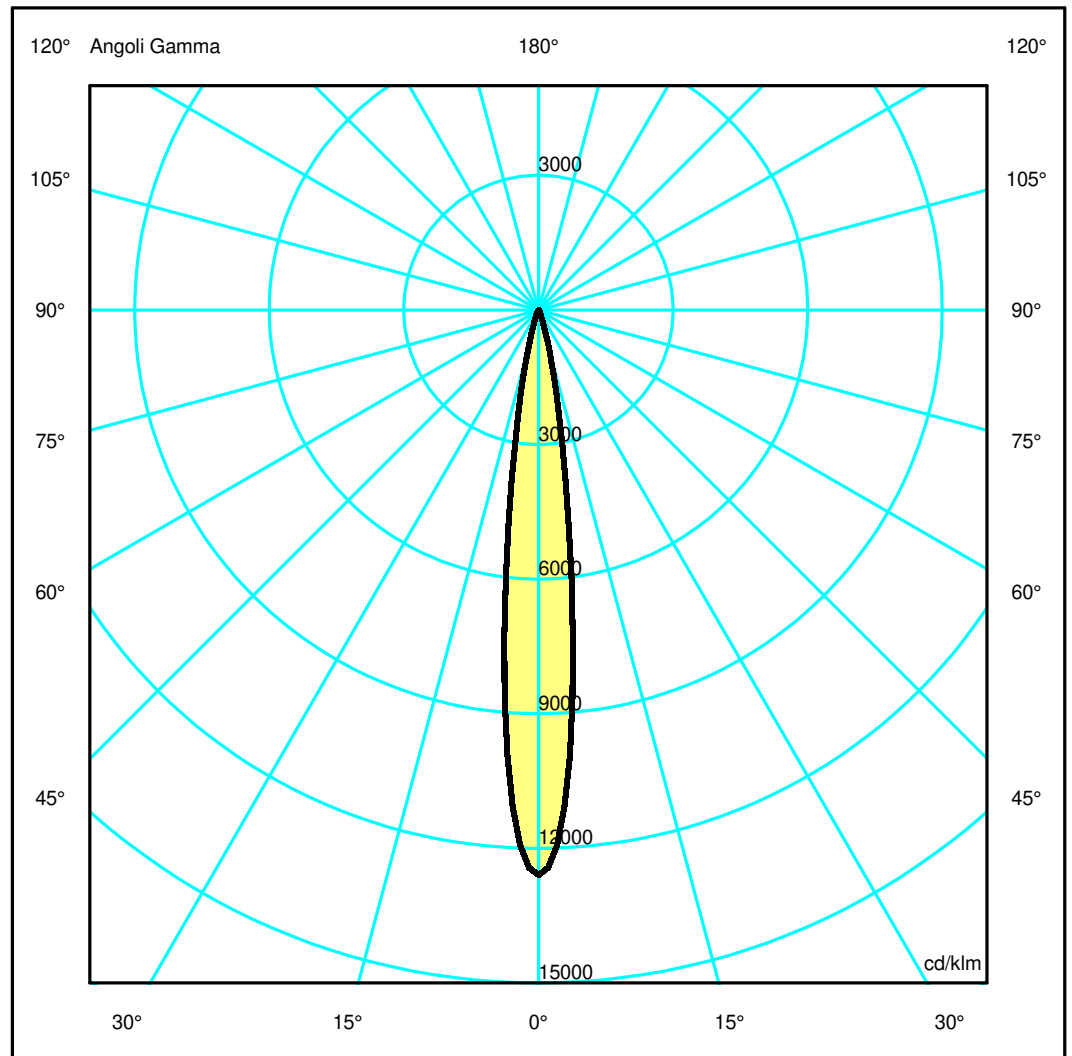
Semipiani C

180.0 ——— 0.0

ULOR 0.00 %

DLOR100.00 %

RN 0.00 %



## Luminaire

Code BQ90101  
Name VECTOR 40 WALL NO SW 930 SP WHT

## Measurerm.

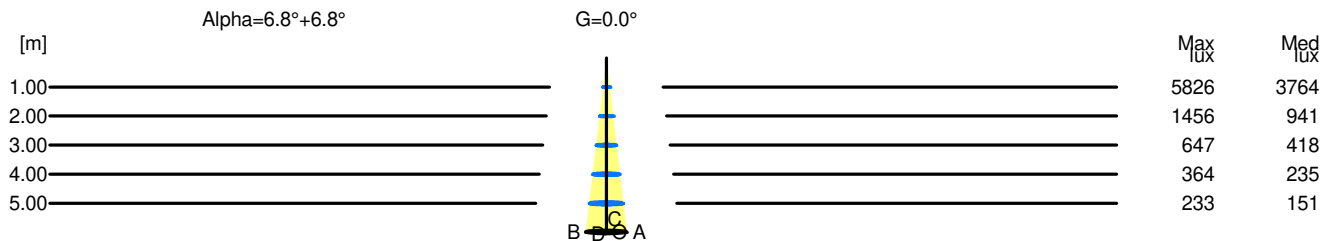
Code FTS2300015  
Name VECTOR 40 WALL NO SW 930 SP WHT

Luminaire Flux	463 lm	Luminaire Power	8.5 W	Efficacy	54.433 lm/W	Efficiency	100.00%
Source Flux	463 lm	Maximum value	12591.81 cd/klm	Position	C=0.00 G=0.00	CG	Rotosymmetrical
Round Luminaire		Diam.	40 mm	Height	130 mm		
Round Luminous Area		Diam.	33 mm	Height	0 mm		
Horizontal Luminous Area		0.000855 m2		Emitting area on Plane 180°		0.000000 m2	
Emitting area on Plane 0°		0.000000 m2		Emitting area on Plane 270°		0.000000 m2	
Emitting area on Plane 90°		0.000000 m2		Glare area at 76°		0.000207 m2	
Coordinate system		CG		Symmetry Type		Rotosymmetrical	
Date		08-11-2022		Maximum Gamma Angle		180	
Measurement Distance		0.00		Measurement Flux		463 lm	
LED Flux=571lm LED Power=6W Eff=81% EfcLed=89lm/W EfcLum=54lm/W CCT=3000K Ra=90 R9=50 SDCM=3 L70(6K)=50000h							
C.I.E.	99	100	100	100	100	D DIN 5040	A60
F UTE	--					B NBN	BZ 1

### Width at 50.00 % of Max Intensity

H[m]	1.00	2.00	3.00	4.00	5.00	H[m]	1.00	2.00	3.00	4.00	5.00
OA	0.12	0.24	0.36	0.48	0.59	OC	0.12	0.24	0.36	0.48	0.59
OB	0.12	0.24	0.36	0.48	0.59	OD	0.12	0.24	0.36	0.48	0.59

	Luminous Intensities [ cd/klm ]									
	0	5	15	25	35	45	55	65	75	85
OA	5825.98	4017.10	427.75	51.51	14.10	3.90	1.28	0.20	0.00	0.00
OB	5825.98	4017.10	427.75	51.51	14.10	3.90	1.28	0.20	0.00	0.00
OC	5825.98	4017.10	427.75	51.51	14.10	3.90	1.28	0.20	0.00	0.00
OD	5825.98	4017.10	427.75	51.51	14.10	3.90	1.28	0.20	0.00	0.00



H[m]	D[m]	Max lux	Med lux	Alpha=6.8°+6.8°	G=0.0
1.00	0.24	5826	3764		
2.00	0.48	1456	941		
3.00	0.71	647	418		
4.00	0.95	364	235		
5.00	1.19	233	151		