

Luminaire

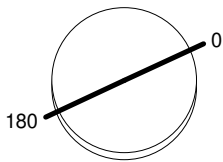
Code BQ90104
Name VECTOR 40 WALL NO SW 930 SP BLK

Measurement

Code FTS2300015
Name VECTOR 40 WALL NO SW 930 SP BLK

Luminaire Flux	463 lm	Luminaire Power	8.5 W	Efficacy	54.433 lm/W	Efficiency	100.00%
Source Flux	463 lm	Maximum value	12591.81 cd/klm	Position	C=0.00 G=0.00	CG	Rotosymmetrical
Round Luminaire		Diam.	40 mm	Height	130 mm		
Round Luminous Area		Diam.	33 mm	Height	0 mm		
Horizontal Luminous Area		0.000855 m ²		Emitting area on Plane 180°		0.000000 m ²	
Emitting area on Plane 0°		0.000000 m ²		Emitting area on Plane 270°		0.000000 m ²	
Emitting area on Plane 90°		0.000000 m ²		Glare area at 76°		0.000207 m ²	
Coordinate system		CG		Symmetry Type		Rotosymmetrical	
Date		08-11-2022		Maximum Gamma Angle		180	
Measurement Distance		0.00		Measurement Flux		463 lm	
LED Flux=571lm LED Power=6W Eff=81% EfcLed=89lm/W EfcLum=54lm/W CCT=3000K Ra=90 R9=50 SDCM=3 L70(6K)=50000h							
C.I.E.	99	100	100	100	D DIN 5040	A60	
F UTE	--				B NBN	BZ 1	

Diam=40mm



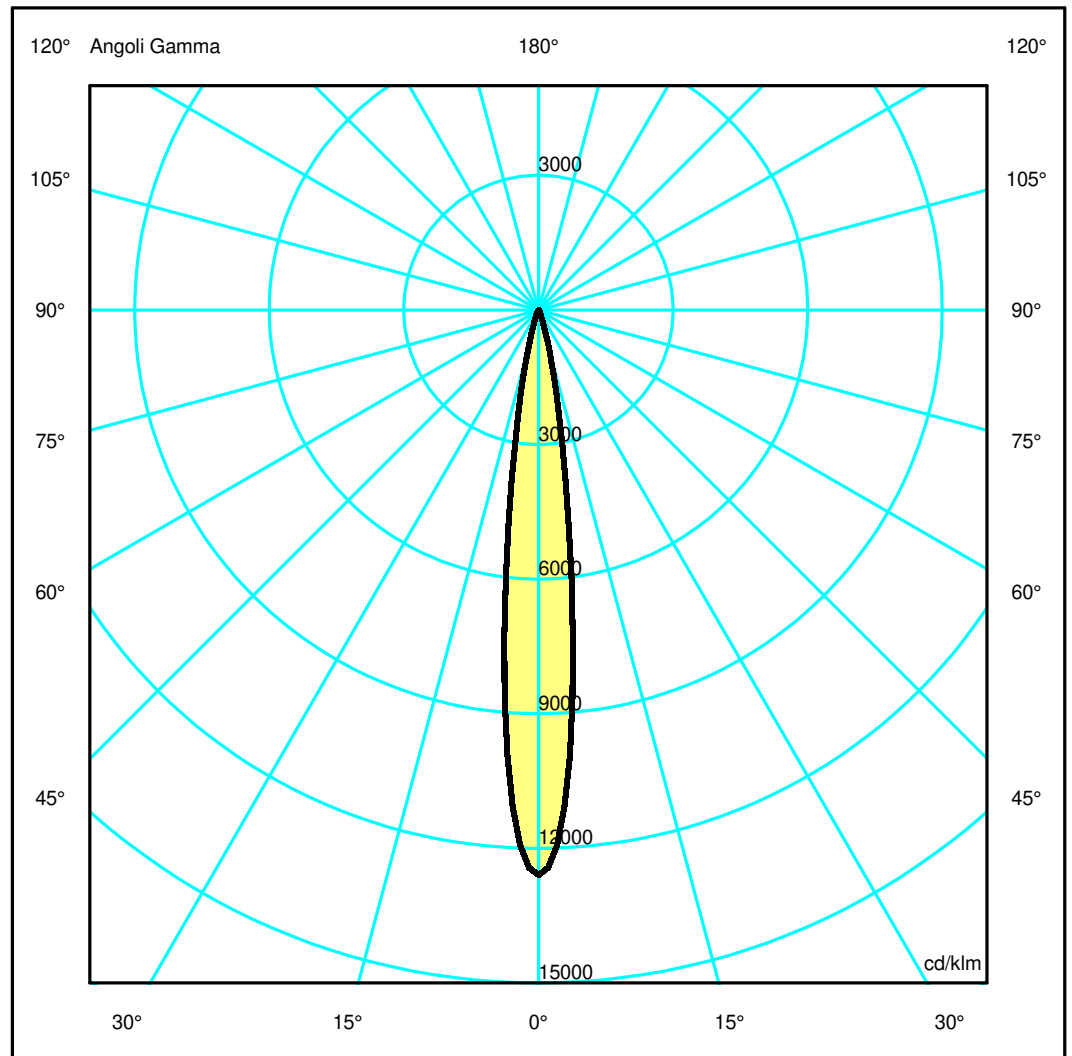
Semipiani C

180.0 ——— 0.0

ULOR 0.00 %

DLOR100.00 %

RN 0.00 %



Luminaire

Code BQ90104
Name VECTOR 40 WALL NO SW 930 SP BLK

Measurerm.

Code FTS2300015
Name VECTOR 40 WALL NO SW 930 SP BLK

Luminaire Flux	463 lm	Luminaire Power	8.5 W	Efficacy	54.433 lm/W	Efficiency	100.00%
Source Flux	463 lm	Maximum value	12591.81 cd/klm	Position	C=0.00 G=0.00	CG	Rotosymmetrical
Round Luminaire		Diam.	40 mm	Height	130 mm		
Round Luminous Area		Diam.	33 mm	Height	0 mm		
Horizontal Luminous Area		0.000855 m2		Emitting area on Plane 180°		0.000000 m2	
Emitting area on Plane 0°		0.000000 m2		Emitting area on Plane 270°		0.000000 m2	
Emitting area on Plane 90°		0.000000 m2		Glare area at 76°		0.000207 m2	
Coordinate system		CG		Symmetry Type		Rotosymmetrical	
Date		08-11-2022		Maximum Gamma Angle		180	
Measurement Distance		0.00		Measurement Flux		463 lm	

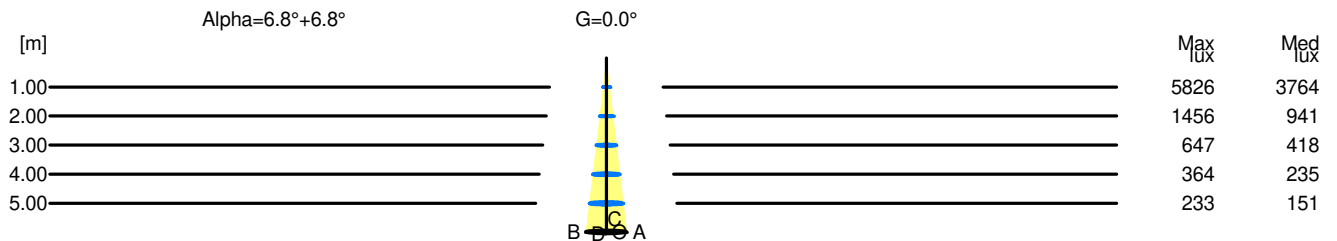
LED Flux=571lm LED Power=6W Eff=81% EfcLed=89lm/W EfcLum=54lm/W CCT=3000K Ra=90 R9=50 SDCM=3 L70(6K)=50000h

C.I.E.	99	100	100	100	100	D DIN 5040	A60
F UTE	--					B NBN	BZ 1

Width at 50.00 % of Max Intensity

H[m]	1.00	2.00	3.00	4.00	5.00	H[m]	1.00	2.00	3.00	4.00	5.00
OA	0.12	0.24	0.36	0.48	0.59	OC	0.12	0.24	0.36	0.48	0.59
OB	0.12	0.24	0.36	0.48	0.59	OD	0.12	0.24	0.36	0.48	0.59

	Luminous Intensities [cd/klm]									
	0	5	15	25	35	45	55	65	75	85
OA	5825.98	4017.10	427.75	51.51	14.10	3.90	1.28	0.20	0.00	0.00
OB	5825.98	4017.10	427.75	51.51	14.10	3.90	1.28	0.20	0.00	0.00
OC	5825.98	4017.10	427.75	51.51	14.10	3.90	1.28	0.20	0.00	0.00
OD	5825.98	4017.10	427.75	51.51	14.10	3.90	1.28	0.20	0.00	0.00



H[m]	D[m]	Max lux	Med lux	Alpha=6.8°+6.8°	G=0.0
1.00	0.24	5826	3764		
2.00	0.48	1456	941		
3.00	0.71	647	418		
4.00	0.95	364	235		
5.00	1.19	233	151		