

## Luminaire

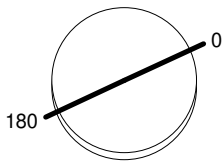
Code BT10120  
Name VECTOR 75 3P ND 930 SP BBZ

## Measurerm.

Code FTS2101930  
Name VECTOR 75 3P ND 930 SP BBZ

Luminaire Flux	2772.41 lm	Luminaire Power	39.00 W	Efficacy	71.09 lm/W	Efficiency	100.00%
Sources Flux	2772.41 lm	Maximum value	9143.63 cd/klm	Position	C=0.00 G=0.00	CG	Rotosymmetrical
Round Luminaire		Diam.	75 mm	Height	200 mm		
Round Luminous Area		Diam.	66 mm	Height	0 mm		
Horizontal Luminous Area	0.003421 m2			Emitting area on Plane 180°	0.000000 m2		
Emitting area on Plane 0°	0.000000 m2			Emitting area on Plane 270°	0.000000 m2		
Emitting area on Plane 90°	0.000000 m2			Glare area at 76°	0.000828 m2		
Coordinate system	CG			Symmetry Type	Rotosymmetrical		
Date	04-05-2021			Maximum Gamma Angle	180		
Measurement Distance	0.00			Measurement Flux	2772.41 lm		
LED Flux=4038lm LED Power=35W Eff=69% EfcLed=116lm/W EfcLum=71lm/W CCT=3000 Ra=90 SDCM=3 L70(9K)=50000							
C.I.E.	100 100 100 100 100			D DIN 5040	A60		
F UTE	--			B NBN	BZ 1		

Diam=75mm



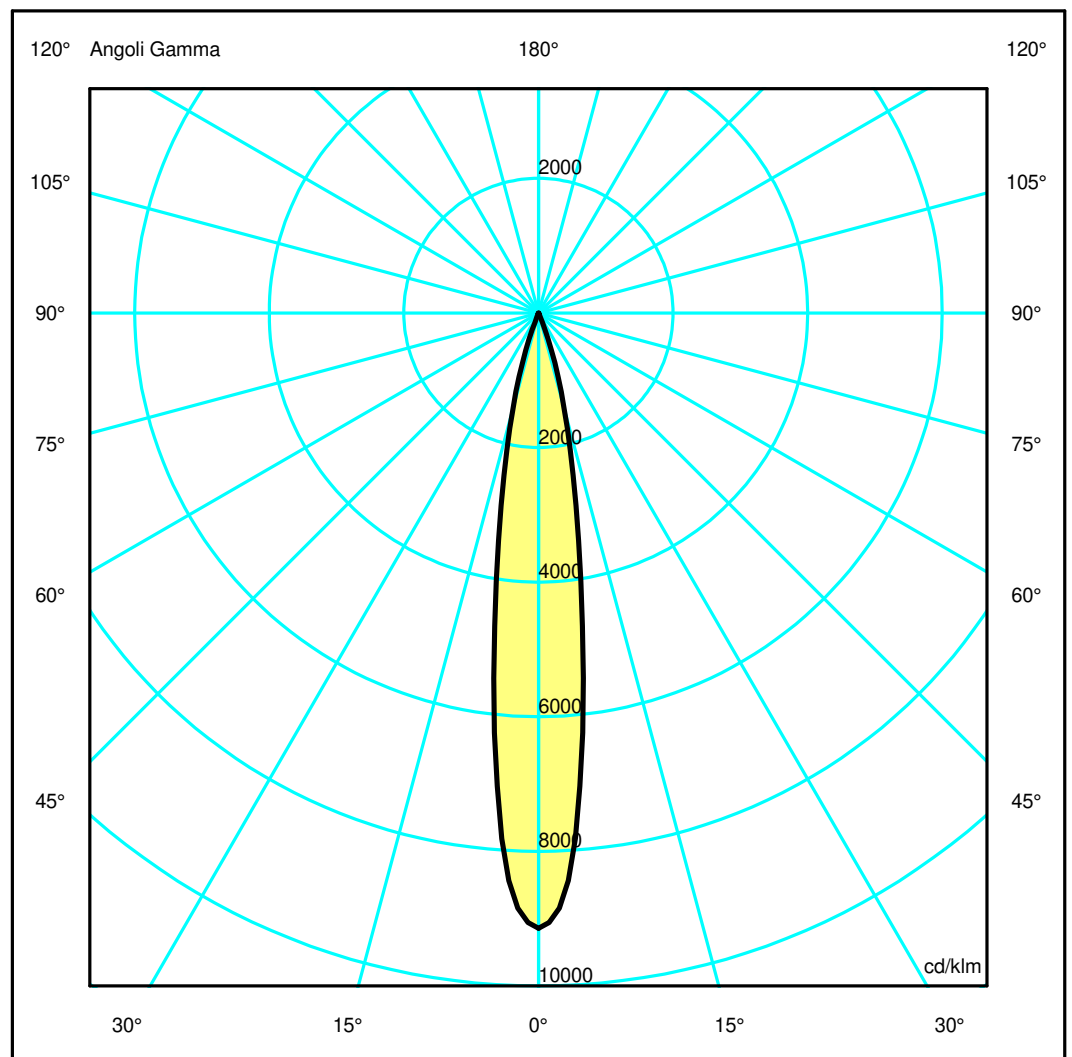
Semipiani C

180.0 ——— 0.0

ULOR 0.00 %

DLOR100.00 %

RN 0.00 %



## Luminaire

Code BT10120  
Name VECTOR 75 3P ND 930 SP BBZ

## Measurerm.

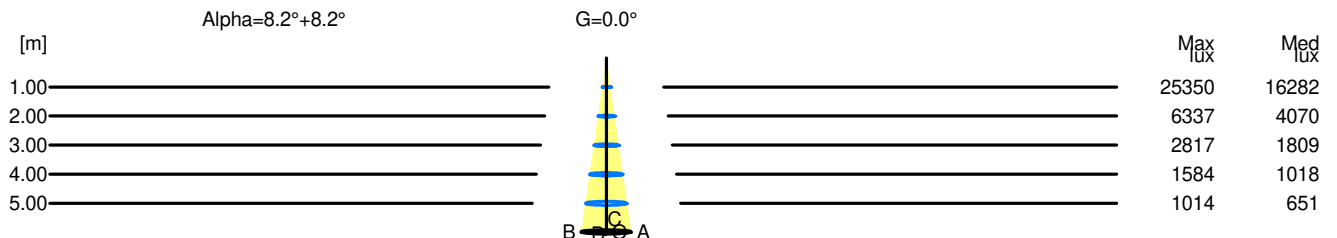
Code FTS2101930  
Name VECTOR 75 3P ND 930 SP BBZ

Luminaire Flux	2772.41 lm	Luminaire Power	39.00 W	Efficacy	71.09 lm/W	Efficiency	100.00%
Sources Flux	2772.41 lm	Maximum value	9143.63 cd/klm	Position	C=0.00 G=0.00	CG	Rotosymmetrical
Round Luminaire		Diam.	75 mm	Height	200 mm		
Round Luminous Area		Diam.	66 mm	Height	0 mm		
Horizontal Luminous Area		0.003421 m <sup>2</sup>		Emitting area on Plane 180°		0.000000 m <sup>2</sup>	
Emitting area on Plane 0°		0.000000 m <sup>2</sup>		Emitting area on Plane 270°		0.000000 m <sup>2</sup>	
Emitting area on Plane 90°		0.000000 m <sup>2</sup>		Glare area at 76°		0.000828 m <sup>2</sup>	
Coordinate system		CG		Symmetry Type		Rotosymmetrical	
Date		04-05-2021		Maximum Gamma Angle		180	
Measurement Distance		0.00		Measurement Flux		2772.41 lm	
LED Flux=4038lm LED Power=35W Eff=69% EfcLed=116lm/W EfcLum=71lm/W CCT=3000 Ra=90 SDCM=3 L70(9K)=50000							
C.I.E.	100	100	100	100	100	D DIN 5040	A60
F UTE	--					B NBN	BZ 1

### Width at 50.00 % of Max Intensity

H[m]	1.00	2.00	3.00	4.00	5.00	H[m]	1.00	2.00	3.00	4.00	5.00
OA	0.14	0.29	0.43	0.58	0.72	OC	0.14	0.29	0.43	0.58	0.72
OB	0.14	0.29	0.43	0.58	0.72	OD	0.14	0.29	0.43	0.58	0.72

	Luminous Intensities [ cd/klm ]									
	0	5	15	25	35	45	55	65	75	85
OA	25349.88	19567.40	4095.32	57.29	11.28	2.66	1.63	0.89	0.51	0.00
OB	25349.88	19567.40	4095.32	57.29	11.28	2.66	1.63	0.89	0.51	0.00
OC	25349.88	19567.40	4095.32	57.29	11.28	2.66	1.63	0.89	0.51	0.00
OD	25349.88	19567.40	4095.32	57.29	11.28	2.66	1.63	0.89	0.51	0.00



H[m]	D[m]	Max lux	Med lux	Alpha=8.2°+8.2°	G=0.0
1.00	0.29	25350	16282		
2.00	0.58	6337	4070		
3.00	0.86	2817	1809		
4.00	1.15	1584	1018		
5.00	1.44	1014	651		