

Luminaire

Code BZ03201+BZ06204
 Name A.39 S/C SHARP REFR.DIR 2960 840 DALIBCO + KIT LOUVRES 2960 NRO

Measurement

Code FTS2102163-A
 Name A.39 S/C SHARP REFR.DIR 2960 840 DALIBCO + KIT LOUVRES 2960 NRO

Luminaire Flux	11802 lm	Luminaire Power	86.0 W	Efficacy	137.233 lm/W	Efficiency	100.00%
Source Flux	11802 lm	Maximum value	1170.52 cd/klm	Position	C=5.00 G=1.00	CG	Double Symmetrical
Rectangular Luminaire		Length	2960 mm	Width	45 mm	Height	85 mm
Rectangular Luminous Area		Length	2950 mm	Width	35 mm	Height	0 mm
Horizontal Luminous Area		0.103250 m2		Emitting area on Plane 180°		0.000000 m2	
Emitting area on Plane 0°		0.000000 m2		Emitting area on Plane 270°		0.000000 m2	
Emitting area on Plane 90°		0.000000 m2		Glare area at 76°		0.024978 m2	
Coordinate system		CG		Symmetry Type		Double Symmetrical	
Date		08-11-2023		Maximum Gamma Angle		180	
Measurement Distance		0.00		Measurement Flux		11802 lm	


LED Flux=14668lm LED Power=78W Eff=80% EfcLed=188lm/W EfcLum=137lm/W CCT=4000K Ra=90 R9=50 SDCM=3 L70(6K)=50000h

C.I.E. 98 100 100 100 100
 F UTE --

D DIN 5040
 B NBN

A60
 BZ 1

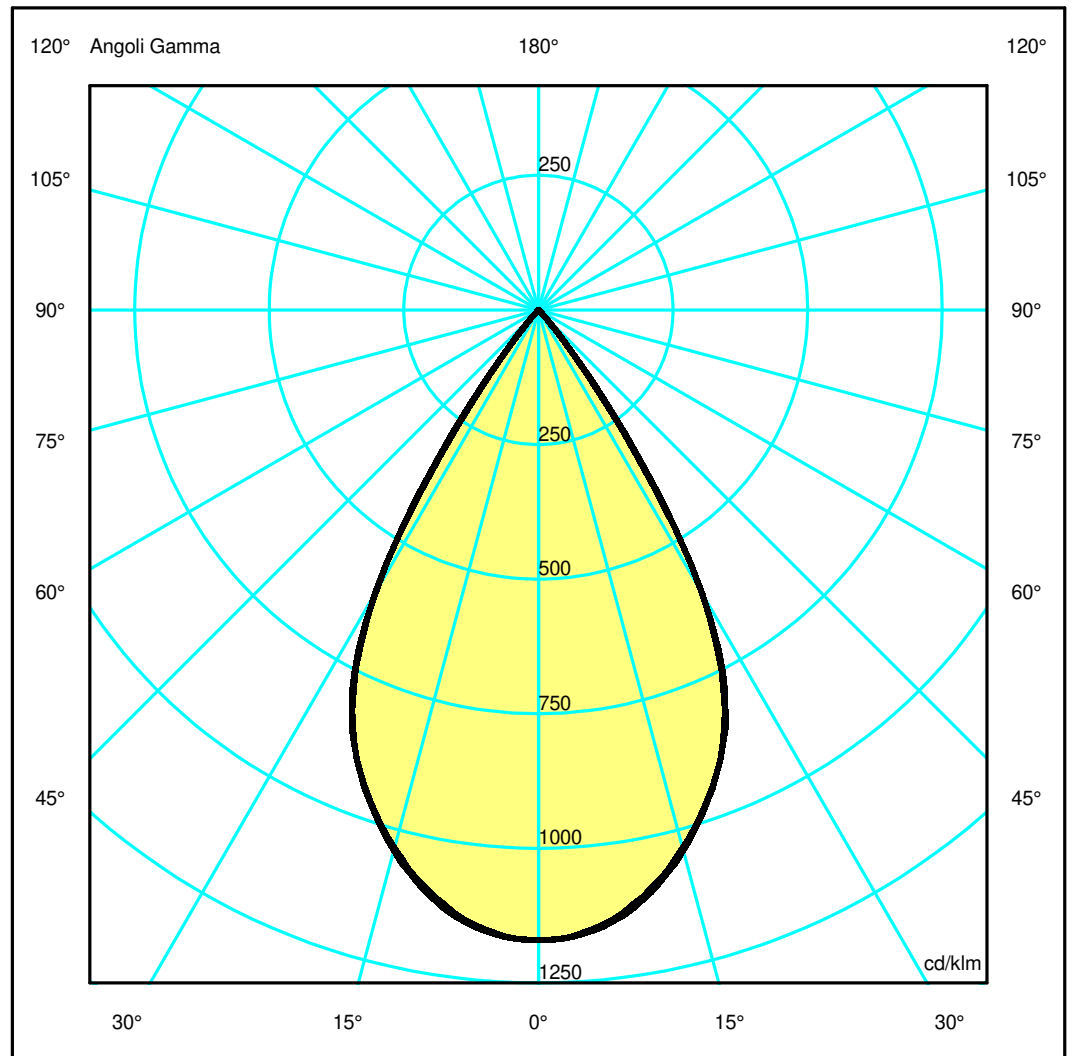
2960mm x 45mm



Semipiani C

180.0 — 0.0
 270.0 — 90.0

ULOR 0.00 %
 DLOR 100.00 %
 RN 0.00 %



Luminaire

 Code BZ03201+BZ06204
 Name A.39 S/C SHARP REFR.DIR 2960 840 DALIBCO + KIT LOUVRES 2960 NRO

Measurerm.

 Code FTS2102163-A
 Name A.39 S/C SHARP REFR.DIR 2960 840 DALIBCO + KIT LOUVRES 2960 NRO

Luminaire Flux	11802 lm	Luminaire Power	86.0 W	Efficacy	137.233 lm/W	Efficiency	100.00%
Source Flux	11802 lm	Maximum value	1170.52 cd/klm	Position	C=5.00 G=1.00	CG	Double Symmetrical
Rectangular Luminaire	Length	2960 mm	Width	45 mm	Height	85 mm	
Rectangular Luminous Area	Length	2950 mm	Width	35 mm	Height	0 mm	
Horizontal Luminous Area	0.103250 m2	Emitting area on Plane 180°		0.000000 m2			
Emitting area on Plane 0°	0.000000 m2	Emitting area on Plane 270°		0.000000 m2			
Emitting area on Plane 90°	0.000000 m2	Glare area at 76°		0.024978 m2			
Coordinate system	CG	Symmetry Type		Double Symmetrical			
Date	08-11-2023	Maximum Gamma Angle		180			
Measurement Distance	0.00	Measurement Flux		11802 lm			

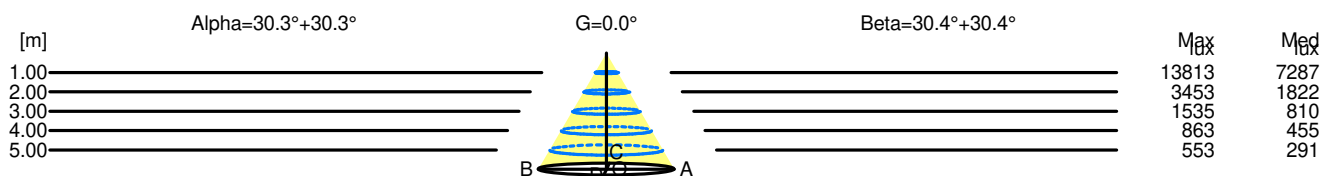
LED Flux=14668lm LED Power=78W Eff=80% EfcLed=188lm/W EfcLum=137lm/W CCT=4000K Ra=90 R9=50 SDCM=3 L70(6K)=50000h

C.I.E.	98 100 100 100 100	D DIN 5040	A60
F UTE	--	B NBN	BZ 1

Width at 50.00 % of Max Intensity

H[m]	1.00	2.00	3.00	4.00	5.00	H[m]	1.00	2.00	3.00	4.00	5.00
OA	0.59	1.17	1.76	2.34	2.93	OC	0.59	1.17	1.76	2.35	2.93
OB	0.59	1.17	1.76	2.34	2.93	OD	0.59	1.17	1.76	2.35	2.93

	Luminous Intensities [cd/klm]									
	0	5	15	25	35	45	55	65	75	85
OA	13812.75	13622.63	12211.50	9694.69	3125.36	98.08	19.96	4.54	3.03	2.38
OB	13812.75	13622.63	12211.50	9694.69	3125.36	98.08	19.96	4.54	3.03	2.38
OC	13812.75	13656.85	12259.57	9662.28	3312.53	103.52	22.41	4.96	3.18	2.49
OD	13812.75	13656.85	12259.57	9662.28	3312.53	103.52	22.41	4.96	3.18	2.49



H[m]	D[m]	Max lux	Med lux	Alpha=30.3°+30.3°	G=0.0
1.00	1.17	13813	7287		
2.00	2.34	3453	1822		
3.00	3.51	1535	810		
4.00	4.68	863	455		
5.00	5.85	553	291		

H[m]	D[m]	Max lux	Med lux	Beta=30.4°+30.4°	G=0.0
1.00	1.17	13813	7287		
2.00	2.35	3453	1822		
3.00	3.52	1535	810		
4.00	4.69	863	455		
5.00	5.86	553	291		