

Luminaire


Code BZ03605IN0+BZ05904
 Name A.39 S SHARP REFR.D+I 1184 WIN N/D SIL + A.39 S/C SHARP REFR KIT LOUVRES 1184 NRO

Measurement

Code FTS2103067-A
 Name A.39 S SHARP REFR.D+I 1184 WIN N/D SIL + A.39 S/C SHARP REFR KIT LOUVRES 1184 NRO

Luminaire Flux	6453 lm	Luminaire Power	58.0 W	Efficacy	111.254 lm/W	Efficiency	100.00%
Source Flux	6453 lm	Maximum value	757.86 cd/klm	Position	C=0.00 G=0.00	CG	Double Symmetrical
Rectangular Luminaire		Length	1184 mm	Width	45 mm	Height	85 mm
Rectangular Luminous Area		Length	1180 mm	Width	35 mm	Height	0 mm
Horizontal Luminous Area		0.041300 m ²		Emitting area on Plane 180°		0.000000 m ²	
Emitting area on Plane 0°		0.000000 m ²		Emitting area on Plane 270°		0.000000 m ²	
Emitting area on Plane 90°		0.000000 m ²		Glare area at 76°		0.009991 m ²	
Coordinate system		CG		Symmetry Type		Double Symmetrical	
Date		16-05-2022		Maximum Gamma Angle		180	
Measurement Distance		0.00		Measurement Flux		6453 lm	
LED Flux=7804lm LED Power=52W Eff=83% EfcLed=151lm/W EfcLum=111lm/W CCT=5000K Ra=90 SDCM=3 L70(9K)=50000h							
C.I.E.	98 100 100 65 100			D DIN 5040		B61	
F UTE	--			B NBN		BZ 1	

1184mm x 45mm



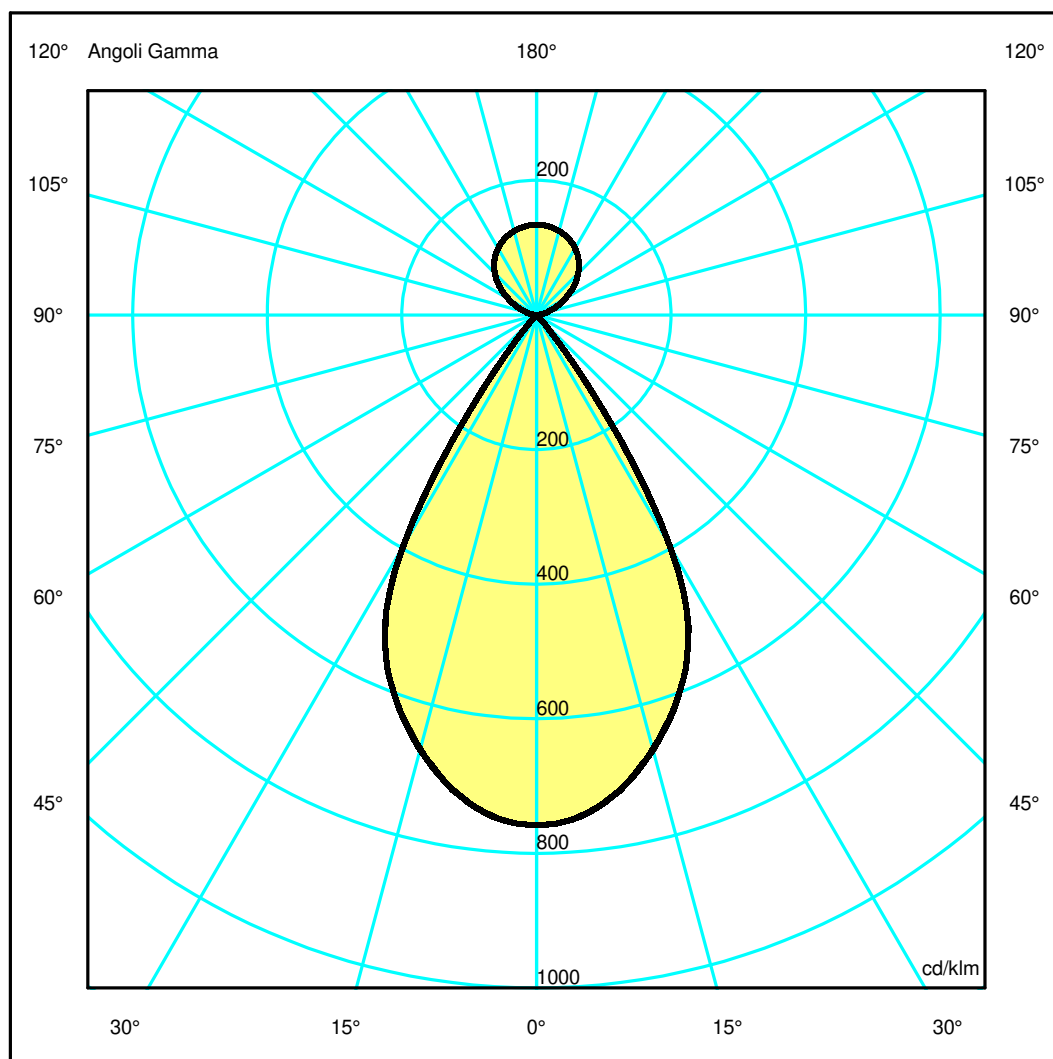
Semipiani C

180.0 — 0.0
 270.0 — 90.0

ULOR 35.14 %

DLOR 64.86 %

RN 35.14 %



Luminaire

Code BZ03605IN0+BZ05904

Name A.39 S SHARP REFR.D+I 1184 WIN N/D SIL + A.39 S/C SHARP REFR KIT LOUVRES 1184 NRO

Measurement

Code FTS2103067-A

Name A.39 S SHARP REFR.D+I 1184 WIN N/D SIL + A.39 S/C SHARP REFR KIT LOUVRES 1184 NRO

Luminaire Flux	6453 lm	Luminaire Power	58.0 W	Efficacy	111.254 lm/W	Efficiency	100.00%
Source Flux	6453 lm	Maximum value	757.86 cd/klm	Position	C=0.00 G=0.00	CG	Double Symmetrical
Rectangular Luminaire		Length	1184 mm	Width	45 mm	Height	85 mm
Rectangular Luminous Area		Length	1180 mm	Width	35 mm	Height	0 mm
Horizontal Luminous Area		0.041300 m ²		Emitting area on Plane 180°		0.000000 m ²	
Emitting area on Plane 0°		0.000000 m ²		Emitting area on Plane 270°		0.000000 m ²	
Emitting area on Plane 90°		0.000000 m ²		Glare area at 76°		0.009991 m ²	
Coordinate system		CG		Symmetry Type		Double Symmetrical	
Date		16-05-2022		Maximum Gamma Angle		180	
Measurement Distance		0.00		Measurement Flux		6453 lm	

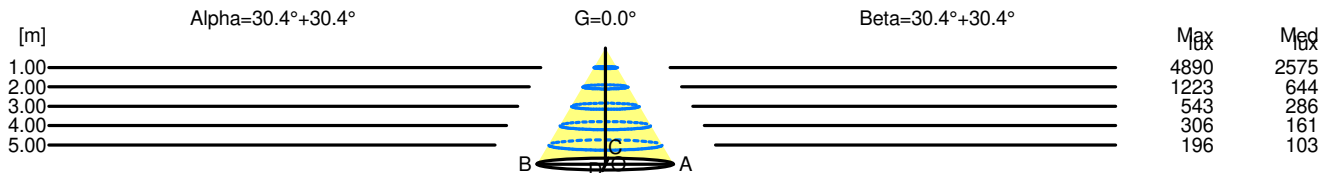
LED Flux=7804lm LED Power=52W Eff=83% EfcLed=151lm/W EfcLum=111lm/W CCT=5000K Ra=90 SDCM=3 L70(9K)=50000h

C.I.E.	98	100	100	65	100	D DIN 5040	B61
F UTE	--					B NBN	BZ 1

Width at 50.00 % of Max Intensity

H[m]	1.00	2.00	3.00	4.00	5.00	H[m]	1.00	2.00	3.00	4.00	5.00
OA	0.59	1.17	1.76	2.35	2.94	OC	0.59	1.18	1.76	2.35	2.94
OB	0.59	1.17	1.76	2.35	2.94	OD	0.59	1.18	1.76	2.35	2.94

	Luminous Intensities [cd/klm]									
	0	5	15	25	35	45	55	65	75	85
OA	4890.30	4821.31	4318.75	3440.29	1115.90	37.66	7.75	1.70	1.08	0.81
OB	4890.30	4821.31	4318.75	3440.29	1115.90	37.66	7.75	1.70	1.08	0.81
OC	4890.30	4826.11	4309.27	3442.40	1109.91	36.58	8.21	1.81	1.13	0.82
OD	4890.30	4826.11	4309.27	3442.40	1109.91	36.58	8.21	1.81	1.13	0.82



H[m]	D[m]	Max lux	Med lux	Alpha=30.4°+30.4°	G=0.0
1.00	1.17	4890	2575		
2.00	2.35	1223	644		
3.00	3.52	543	286		
4.00	4.70	306	161		
5.00	5.87	196	103		

H[m]	D[m]	Max lux	Med lux	Beta=30.4°+30.4°	G=0.0
1.00	1.18	4890	2575		
2.00	2.35	1223	644		
3.00	3.53	543	286		
4.00	4.70	306	161		
5.00	5.88	196	103		