

Luminaire

Code BZ04204IN0+BZ06104
 Name A.39 S SHARP REFR.D+I 2368 WIN N/D NRO + A.39 S/C SHARP REFR KIT LOUVRES 2368 NRO

Measurem.

Code FTS2103091-A
 Name A.39 S SHARP REFR.D+I 2368 WIN N/D NRO + A.39 S/C SHARP REFR KIT LOUVRES 2368 NRO

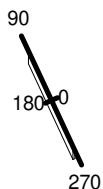
Luminaire Flux	12905 lm	Luminaire Power	120.0 W	Efficacy	107.546 lm/W	Efficiency	100.00%
Source Flux	12905 lm	Maximum value	757.86 cd/klm	Position	C=0.00 G=0.00	CG	Double Symmetrical
Rectangular Luminaire		Length	2368 mm	Width	45 mm	Height	85 mm
Rectangular Luminous Area		Length	2363 mm	Width	35 mm	Height	0 mm
Horizontal Luminous Area		0.082705 m ²		Emitting area on Plane 180°		0.000000 m ²	
Emitting area on Plane 0°		0.000000 m ²		Emitting area on Plane 270°		0.000000 m ²	
Emitting area on Plane 90°		0.000000 m ²		Glare area at 76°		0.020008 m ²	
Coordinate system		CG		Symmetry Type		Double Symmetrical	
Date		16-05-2022		Maximum Gamma Angle		180	
Measurement Distance		0.00		Measurement Flux		12905 lm	

LED Flux=15607lm LED Power=104W Eff=83% EfcLed=151lm/W EfcLum=108lm/W CCT=5000K Ra=90 SDCM=3 L70(9K)=50000hLED Flux=15607lm LED Power=104W

C.I.E. 98 100 100 65 100
 F UTE --

D DIN 5040 B61
 B NBN BZ 1

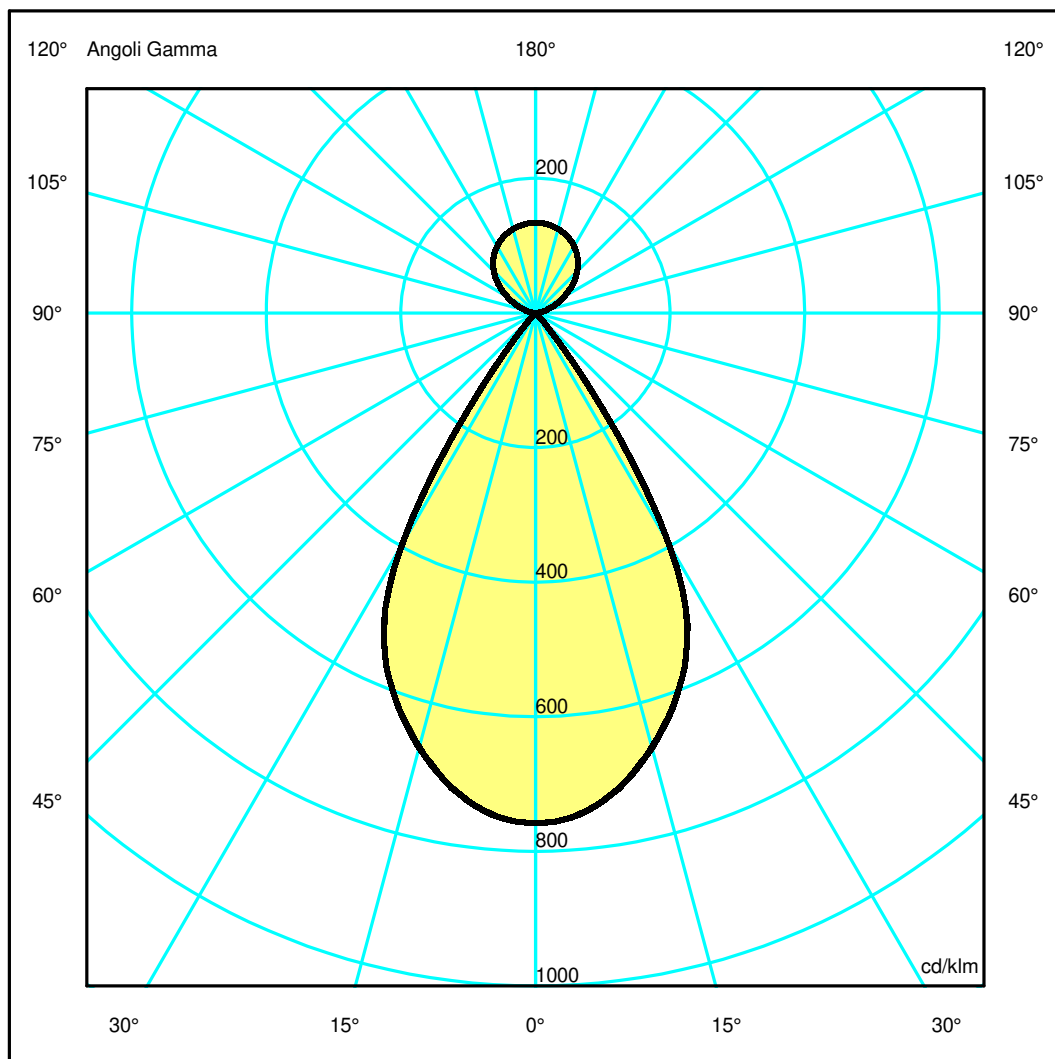
2368mm x 45mm



Semipiani C

180.0 — 0.0
 270.0 — 90.0

ULOR 35.14 %
 DLOR 64.86 %
 RN 35.14 %



Luminaire

Code BZ04204IN0+BZ06104
 Name A.39 S SHARP REFR.D+I 2368 WIN N/D NRO + A.39 S/C SHARP REFR KIT LOUVRES 2368 NRO

Measurerm.

Code FTS2103091-A
 Name A.39 S SHARP REFR.D+I 2368 WIN N/D NRO + A.39 S/C SHARP REFR KIT LOUVRES 2368 NRO

Luminaire Flux	12905 lm	Luminaire Power	120.0 W	Efficacy	107.546 lm/W	Efficiency	100.00%
Source Flux	12905 lm	Maximum value	757.86 cd/klm	Position	C=0.00 G=0.00	CG	Double Symmetrical
Rectangular Luminaire		Length	2368 mm	Width	45 mm	Height	85 mm
Rectangular Luminous Area		Length	2363 mm	Width	35 mm	Height	0 mm
Horizontal Luminous Area		0.082705 m ²		Emitting area on Plane 180°	0.000000 m ²		
Emitting area on Plane 0°		0.000000 m ²		Emitting area on Plane 270°	0.000000 m ²		
Emitting area on Plane 90°		0.000000 m ²		Glare area at 76°	0.020008 m ²		
Coordinate system		CG		Symmetry Type	Double Symmetrical		
Date		16-05-2022		Maximum Gamma Angle	180		
Measurement Distance		0.00		Measurement Flux	12905 lm		

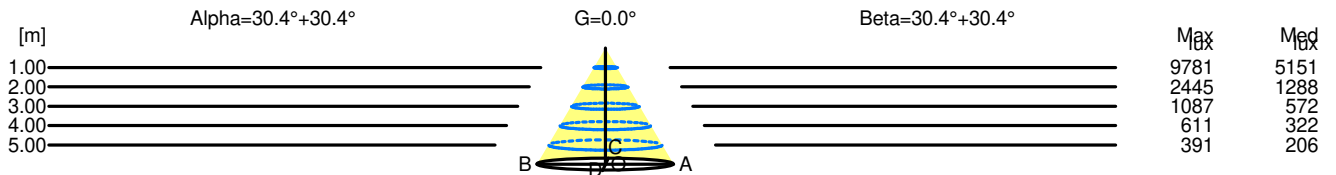
LED Flux=15607lm LED Power=104W Eff=83% EfcLed=151lm/W EfcLum=108lm/W CCT=5000K Ra=90 SDCM=3 L70(9K)=50000hLED Flux=15607lm LED Power=104W

C.I.E.	98 100 100 65 100	D DIN 5040	B61
F UTE	--	B NBN	BZ 1

Width at 50.00 % of Max Intensity

H[m]	1.00	2.00	3.00	4.00	5.00	H[m]	1.00	2.00	3.00	4.00	5.00
OA	0.59	1.17	1.76	2.35	2.94	OC	0.59	1.18	1.76	2.35	2.94
OB	0.59	1.17	1.76	2.35	2.94	OD	0.59	1.18	1.76	2.35	2.94

	Luminous Intensities [cd/klm]									
	0	5	15	25	35	45	55	65	75	85
OA	9780.60	9642.62	8637.51	6880.58	2231.80	75.32	15.50	3.40	2.16	1.62
OB	9780.60	9642.62	8637.51	6880.58	2231.80	75.32	15.50	3.40	2.16	1.62
OC	9780.60	9652.23	8618.55	6884.81	2219.82	73.17	16.42	3.61	2.26	1.64
OD	9780.60	9652.23	8618.55	6884.81	2219.82	73.17	16.42	3.61	2.26	1.64



H[m]	D[m]	Max lux	Med lux	Alpha=30.4°+30.4°	G=0.0
1.00	1.17	9781	5151		
2.00	2.35	2445	1288		
3.00	3.52	1087	572		
4.00	4.70	611	322		
5.00	5.87	391	206		

H[m]	D[m]	Max lux	Med lux	Beta=30.4°+30.4°	G=0.0
1.00	1.18	9781	5151		
2.00	2.35	2445	1288		
3.00	3.53	1087	572		
4.00	4.70	611	322		
5.00	5.88	391	206		