

Luminaire

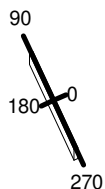
Code BZ04601+BZ05904
 Name A.39 S SHARP REFR.D+I 1184 830 DALIBCO + KIT LOUVRES 1184 NRO

Measurement

Code FTS2102079-A
 Name A.39 S SHARP REFR.D+I 1184 830 DALIBCO + KIT LOUVRES 1184 NRO

Luminaire Flux	7559 lm	Luminaire Power	58.0 W	Efficacy	130.328 lm/W	Efficiency	100.00%
Source Flux	7559 lm	Maximum value	694.35 cd/klm	Position	C=5.00 G=1.00	CG	Double Symmetrical
Rectangular Luminaire		Length	1184 mm	Width	45 mm	Height	85 mm
Rectangular Luminous Area		Length	1180 mm	Width	35 mm	Height	0 mm
Horizontal Luminous Area		0.041300 m2		Emitting area on Plane 180°		0.000000 m2	
Emitting area on Plane 0°		0.000000 m2		Emitting area on Plane 270°		0.000000 m2	
Emitting area on Plane 90°		0.000000 m2		Glare area at 76°		0.009991 m2	
Coordinate system		CG		Symmetry Type		Double Symmetrical	
Date		02-11-2023		Maximum Gamma Angle		180	
Measurement Distance		0.00		Measurement Flux		7559 lm	
LED Flux=9281lm LED Power=51W Eff=81% EfcLed=181lm/W EfcLum=130lm/W CCT=3000K Ra=90 R9=50 SDCM=3 L70(6K)=50000h							
C.I.E.	98 100 100 59 100			D DIN 5040		C61	
F UTE	--			B NBN		BZ 1	

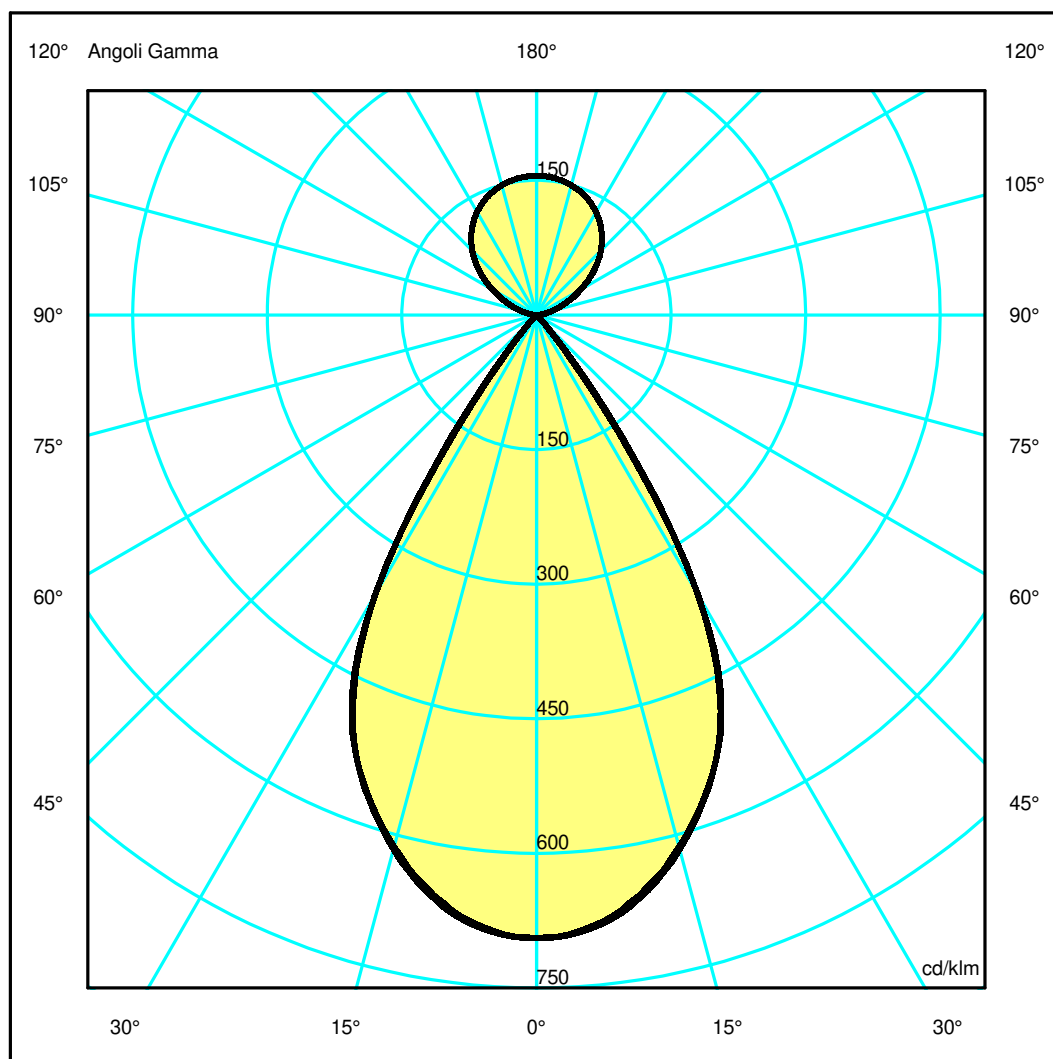
1184mm x 45mm



Semipiani C

180.0 — 0.0
 270.0 — 90.0

ULOR 40.68 %
 DLOR 59.32 %
 RN 40.68 %



Luminaire

Code BZ04601+BZ05904
Name A.39 S SHARP REFR.D+I 1184 830 DALIBCO + KIT LOUVRES 1184 NRO

Measurerm.

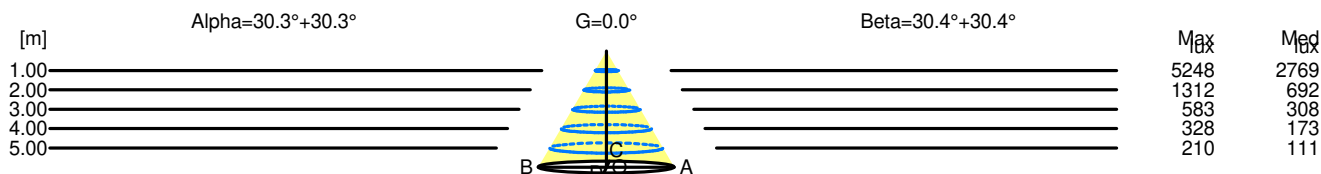
Code FTS2102079-A
Name A.39 S SHARP REFR.D+I 1184 830 DALIBCO + KIT LOUVRES 1184 NRO

Luminaire Flux	7559 lm	Luminaire Power	58.0 W	Efficacy	130.328 lm/W	Efficiency	100.00%
Source Flux	7559 lm	Maximum value	694.35 cd/klm	Position	C=5.00 G=1.00	CG	Double Symmetrical
Rectangular Luminaire		Length	1184 mm	Width	45 mm	Height	85 mm
Rectangular Luminous Area		Length	1180 mm	Width	35 mm	Height	0 mm
Horizontal Luminous Area		0.041300 m2		Emitting area on Plane 180°		0.000000 m2	
Emitting area on Plane 0°		0.000000 m2		Emitting area on Plane 270°		0.000000 m2	
Emitting area on Plane 90°		0.000000 m2		Glare area at 76°		0.009991 m2	
Coordinate system		CG		Symmetry Type		Double Symmetrical	
Date		02-11-2023		Maximum Gamma Angle		180	
Measurement Distance		0.00		Measurement Flux		7559 lm	
LED Flux=9281lm LED Power=51W Eff=81% EfcLed=181lm/W EfcLum=130lm/W CCT=3000K Ra=90 R9=50 SDCM=3 L70(6K)=50000h							
C.I.E.	98 100 100 59 100			D DIN 5040	C61		
F UTE	--			B NBN	BZ 1		

Width at 50.00 % of Max Intensity

H[m]	1.00	2.00	3.00	4.00	5.00	H[m]	1.00	2.00	3.00	4.00	5.00
OA	0.59	1.17	1.76	2.34	2.93	OC	0.59	1.17	1.76	2.35	2.93
OB	0.59	1.17	1.76	2.34	2.93	OD	0.59	1.17	1.76	2.35	2.93

	Luminous Intensities [cd/klm]									
	0	5	15	25	35	45	55	65	75	85
OA	5247.95	5175.72	4639.58	3683.36	1187.44	37.26	7.58	1.73	1.15	0.91
OB	5247.95	5175.72	4639.58	3683.36	1187.44	37.26	7.58	1.73	1.15	0.91
OC	5247.95	5188.72	4657.85	3671.04	1258.55	39.33	8.52	1.88	1.21	0.95
OD	5247.95	5188.72	4657.85	3671.04	1258.55	39.33	8.52	1.88	1.21	0.95



H[m]	D[m]	Max lux	Med lux	Alpha=30.3°+30.3°	G=0.0
1.00	1.17	5248	2769		
2.00	2.34	1312	692		
3.00	3.51	583	308		
4.00	4.68	328	173		
5.00	5.85	210	111		

H[m]	D[m]	Max lux	Med lux	Beta=30.4°+30.4°	G=0.0
1.00	1.17	5248	2769		
2.00	2.35	1312	692		
3.00	3.52	583	308		
4.00	4.69	328	173		
5.00	5.86	210	111		