

Luminaire

Code BZ04704+BZ05904
 Name A.39 S SHARP REFR.D+I 1184 840 DALINRO + KIT LOUVRES 1184 NRO

Measurement

Code FTS2102175-A
 Name A.39 S SHARP REFR.D+I 1184 840 DALINRO + KIT LOUVRES 1184 NRO

Luminaire Flux	7466 lm	Luminaire Power	58.0 W	Efficacy	128.724 lm/W	Efficiency	100.00%
Source Flux	7466 lm	Maximum value	740.16 cd/klm	Position	C=5.00 G=1.00	CG	Double Symmetrical
Rectangular Luminaire		Length	1184 mm	Width	45 mm	Height	85 mm
Rectangular Luminous Area		Length	1180 mm	Width	35 mm	Height	0 mm
Horizontal Luminous Area		0.041300 m ²		Emitting area on Plane 180°		0.000000 m ²	
Emitting area on Plane 0°		0.000000 m ²		Emitting area on Plane 270°		0.000000 m ²	
Emitting area on Plane 90°		0.000000 m ²		Glare area at 76°		0.009991 m ²	
Coordinate system		CG		Symmetry Type		Double Symmetrical	
Date		08-11-2023		Maximum Gamma Angle		180	
Measurement Distance		0.00		Measurement Flux		7466 lm	

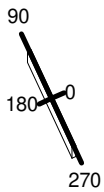
LED Flux=9093lm LED Power=52W Eff=82% EfcLed=176lm/W EfcLum=129lm/W CCT=4000K Ra=90 R9=50 SDCM=3 L70(6K)=50000h

C.I.E. 98 100 100 63 100
 F UTE --

D DIN 5040
 B NBN

B61
 BZ 1

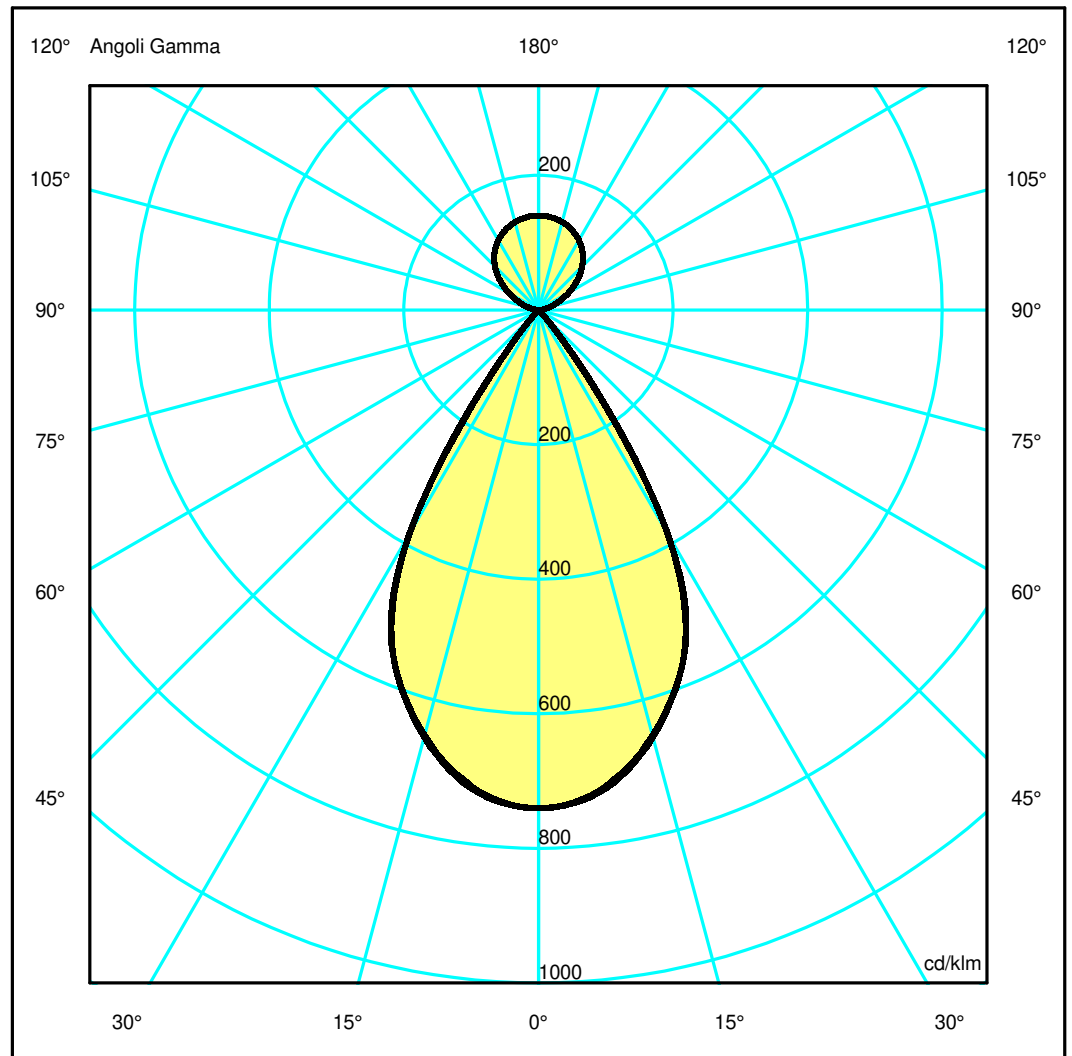
1184mm x 45mm



Semipiani C

180.0 — 0.0
 270.0 — 90.0

ULOR 36.77 %
 DLOR 63.23 %
 RN 36.77 %



Luminaire

Code BZ04704+BZ05904
Name A.39 S SHARP REFR.D+I 1184 840 DALINRO + KIT LOUVRES 1184 NRO

Measurerm.

Code FTS2102175-A
Name A.39 S SHARP REFR.D+I 1184 840 DALINRO + KIT LOUVRES 1184 NRO

Luminaire Flux	7466 lm	Luminaire Power	58.0 W	Efficacy	128.724 lm/W	Efficiency	100.00%
Source Flux	7466 lm	Maximum value	740.16 cd/klm	Position	C=5.00 G=1.00	CG Double Symmetrical	
Rectangular Luminaire		Length	1184 mm	Width	45 mm	Height	85 mm
Rectangular Luminous Area		Length	1180 mm	Width	35 mm	Height	0 mm
Horizontal Luminous Area		0.041300 m ²		Emitting area on Plane 180°		0.000000 m ²	
Emitting area on Plane 0°		0.000000 m ²		Emitting area on Plane 270°		0.000000 m ²	
Emitting area on Plane 90°		0.000000 m ²		Glare area at 76°		0.009991 m ²	
Coordinate system		CG		Symmetry Type		Double Symmetrical	
Date		08-11-2023		Maximum Gamma Angle		180	
Measurement Distance		0.00		Measurement Flux		7466 lm	

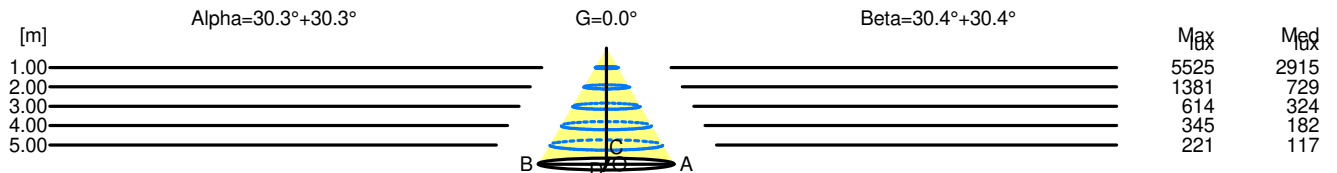
LED Flux=9093lm LED Power=52W Eff=82% EfcLed=176lm/W EfcLum=129lm/W CCT=4000K Ra=90 R9=50 SDCM=3 L70(6K)=50000h

C.I.E.	98 100 100 63 100		D DIN 5040	B61
F UTE	--		B NBN	BZ 1

Width at 50.00 % of Max Intensity

H[m]	1.00	2.00	3.00	4.00	5.00	H[m]	1.00	2.00	3.00	4.00	5.00
OA	0.59	1.17	1.76	2.34	2.93	OC	0.59	1.17	1.76	2.35	2.93
OB	0.59	1.17	1.76	2.34	2.93	OD	0.59	1.17	1.76	2.35	2.93

	Luminous Intensities [cd/klm]									
	0	5	15	25	35	45	55	65	75	85
OA	5525.33	5449.28	4884.81	3878.04	1250.20	39.23	7.99	1.82	1.21	0.95
OB	5525.33	5449.28	4884.81	3878.04	1250.20	39.23	7.99	1.82	1.21	0.95
OC	5525.33	5462.97	4904.04	3865.07	1325.07	41.41	8.97	1.98	1.27	1.00
OD	5525.33	5462.97	4904.04	3865.07	1325.07	41.41	8.97	1.98	1.27	1.00



H[m]	D[m]	Max lux	Med lux	Alpha=30.3°+30.3°	G=0.0
1.00	1.17	5525	2915		
2.00	2.34	1381	729		
3.00	3.51	614	324		
4.00	4.68	345	182		
5.00	5.85	221	117		

H[m]	D[m]	Max lux	Med lux	Beta=30.4°+30.4°	G=0.0
1.00	1.17	5525	2915		
2.00	2.35	1381	729		
3.00	3.52	614	324		
4.00	4.69	345	182		
5.00	5.86	221	117		