

Luminaire

Code BZ05001+BZ06001
 Name A.39 S SHARP REFR.D+I 1482 840 DALIBCO + KIT LOUVRES 1482 BCO

Measurement

Code FTS2102181-A
 Name A.39 S SHARP REFR.D+I 1482 840 DALIBCO + KIT LOUVRES 1482 BCO

Luminaire Flux	10298 lm	Luminaire Power	74.0 W	Efficacy	139.162 lm/W	Efficiency	100.00%
Source Flux	10298 lm	Maximum value	693.52 cd/klm	Position	C=80.00 G=1.00	CG	Double Symmetrical
Rectangular Luminaire		Length	1480 mm	Width	45 mm	Height	85 mm
Rectangular Luminous Area		Length	1475 mm	Width	35 mm	Height	0 mm
Horizontal Luminous Area		0.051625 m2		Emitting area on Plane 180°		0.000000 m2	
Emitting area on Plane 0°		0.000000 m2		Emitting area on Plane 270°		0.000000 m2	
Emitting area on Plane 90°		0.000000 m2		Glare area at 76°		0.012489 m2	
Coordinate system		CG		Symmetry Type		Double Symmetrical	
Date		08-11-2023		Maximum Gamma Angle		180	
Measurement Distance		0.00		Measurement Flux		10298 lm	


LED Flux=11635lm LED Power=66W Eff=89% EfcLed=175lm/W EfcLum=139lm/W CCT=4000K Ra=90 R9=50 SDCM=3 L70(6K)=50000h

C.I.E. 93 97 99 64 100
 F UTE 0.64 A + 0.36 T

D DIN 5040
 B NBN

B61
 BZ 1

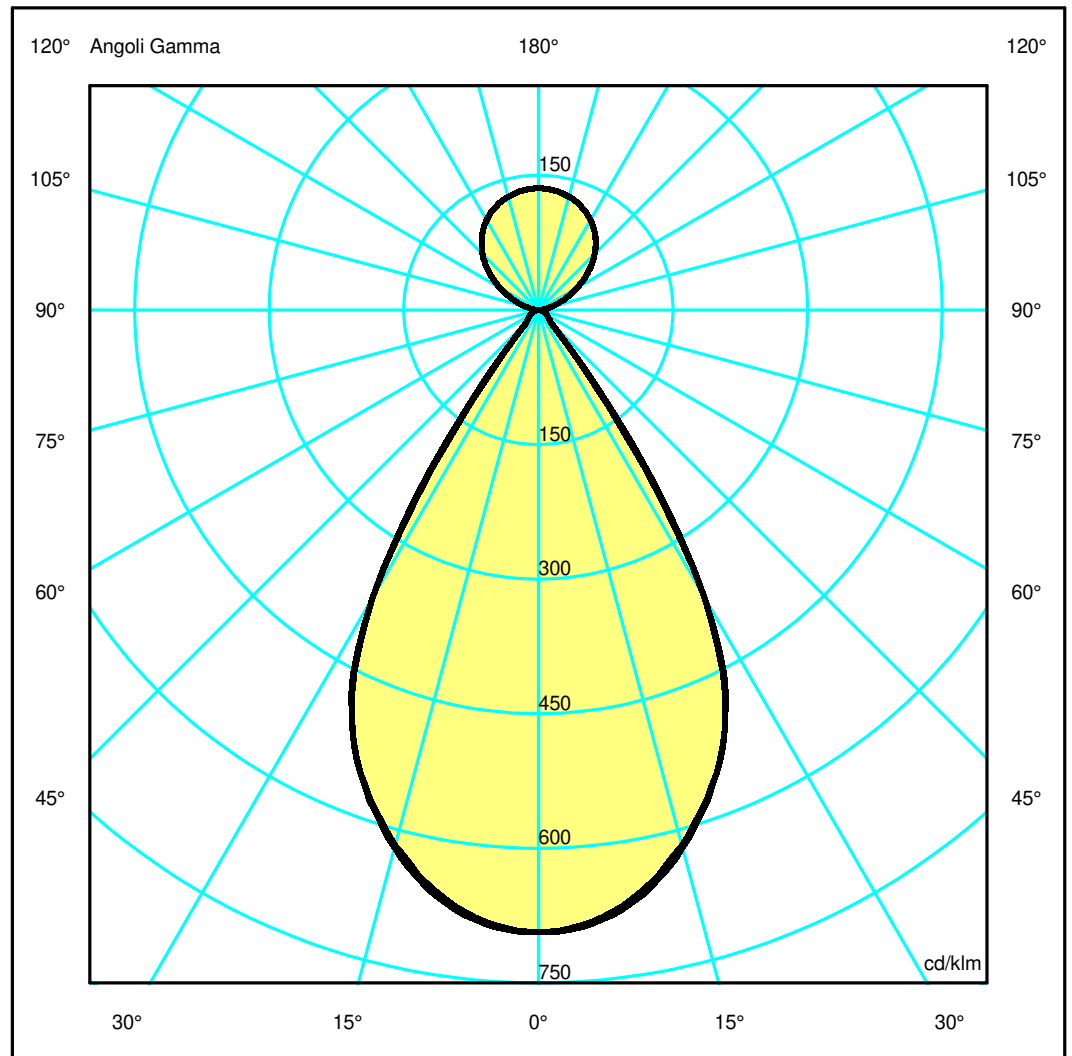
1480mm x 45mm



Semipiani C

180.0 — 0.0
 270.0 — 90.0

ULOR 35.54 %
 DLOR 64.46 %
 RN 35.54 %



Luminaire

Code BZ05001+BZ06001
Name A.39 S SHARP REFR.D+I 1482 840 DALIBCO + KIT LOUVRES 1482 BCO

Measurerm.

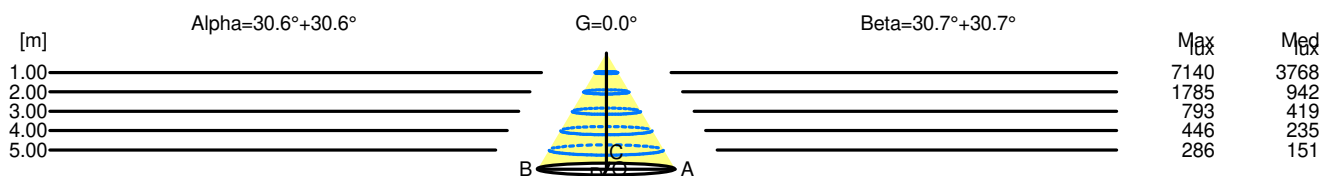
Code FTS2102181-A
Name A.39 S SHARP REFR.D+I 1482 840 DALIBCO + KIT LOUVRES 1482 BCO

Luminaire Flux	10298 lm	Luminaire Power	74.0 W	Efficacy	139.162 lm/W	Efficiency	100.00%
Source Flux	10298 lm	Maximum value	693.52 cd/klm	Position	C=80.00 G=1.00	CG	Double Symmetrical
Rectangular Luminaire		Length	1480 mm	Width	45 mm	Height	85 mm
Rectangular Luminous Area		Length	1475 mm	Width	35 mm	Height	0 mm
Horizontal Luminous Area		0.051625 m ²		Emitting area on Plane 180°		0.000000 m ²	
Emitting area on Plane 0°		0.000000 m ²		Emitting area on Plane 270°		0.000000 m ²	
Emitting area on Plane 90°		0.000000 m ²		Glare area at 76°		0.012489 m ²	
Coordinate system		CG		Symmetry Type		Double Symmetrical	
Date		08-11-2023		Maximum Gamma Angle		180	
Measurement Distance		0.00		Measurement Flux		10298 lm	
LED Flux=11635lm LED Power=66W Eff=89% EfcLed=175lm/W EfcLum=139lm/W CCT=4000K Ra=90 R9=50 SDCM=3 L70(6K)=50000h							
C.I.E.	93 97 99 64 100			D DIN 5040	B61		
F UTE	0.64 A + 0.36 T			B NBN	BZ 1		

Width at 50.00 % of Max Intensity

H[m]	1.00	2.00	3.00	4.00	5.00	H[m]	1.00	2.00	3.00	4.00	5.00
OA	0.59	1.18	1.78	2.37	2.96	OC	0.59	1.19	1.78	2.37	2.97
OB	0.59	1.18	1.78	2.37	2.96	OD	0.59	1.19	1.78	2.37	2.97

	Luminous Intensities [cd/klm]									
	0	5	15	25	35	45	55	65	75	85
OA	7140.11	7045.87	6361.68	5077.68	1683.86	198.52	130.37	96.08	57.08	17.65
OB	7140.11	7045.87	6361.68	5077.68	1683.86	198.52	130.37	96.08	57.08	17.65
OC	7140.11	7068.74	6385.18	5078.54	1853.76	199.02	130.09	95.54	56.36	17.82
OD	7140.11	7068.74	6385.18	5078.54	1853.76	199.02	130.09	95.54	56.36	17.82



H[m]	D[m]	Max lux	Med lux	Alpha=30.6°+30.6°	G=0.0
1.00	1.18	7140	3768		
2.00	2.37	1785	942		
3.00	3.55	793	419		
4.00	4.74	446	235		
5.00	5.92	286	151		

H[m]	D[m]	Max lux	Med lux	Beta=30.7°+30.7°	G=0.0
1.00	1.19	7140	3768		
2.00	2.37	1785	942		
3.00	3.56	793	419		
4.00	4.75	446	235		
5.00	5.94	286	151		