

Luminaire

Code BZ05104IN0+BZ06004
 Name A.39 S SHARP REFR.D+I 1482 WIN DALINRO+ A.39 S\C SHARP REFR KIT LOUVRES 1482 NRO

Measurement

Code FTS2103079-A
 Name A.39 S SHARP REFR.D+I 1482 WIN DALINRO+ A.39 S\C SHARP REFR KIT LOUVRES 1482 NRO

Luminaire Flux	8255 lm	Luminaire Power	74.0 W	Efficacy	111.552 lm/W	Efficiency	100.00%
Source Flux	8255 lm	Maximum value	740.52 cd/klm	Position	C=0.00 G=0.00	CG	Double Symmetrical
Rectangular Luminaire		Length	1480 mm	Width	45 mm	Height	85 mm
Rectangular Luminous Area		Length	1475 mm	Width	35 mm	Height	0 mm
Horizontal Luminous Area		0.051625 m ²		Emitting area on Plane 180°		0.000000 m ²	
Emitting area on Plane 0°		0.000000 m ²		Emitting area on Plane 270°		0.000000 m ²	
Emitting area on Plane 90°		0.000000 m ²		Glare area at 76°		0.012489 m ²	
Coordinate system		CG		Symmetry Type		Double Symmetrical	
Date		16-05-2022		Maximum Gamma Angle		180	
Measurement Distance		0.00		Measurement Flux		8255 lm	

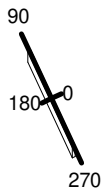
LED Flux=9977lm LED Power=66W Eff=83% EfcLed=150lm/W EfcLum=112lm/W CCT=5000K Ra=90 SDCM=3 L70(9K)=50000h

C.I.E. 98 100 100 63 100
 F UTE --

D DIN 5040
 B NBN

B61
 BZ 1

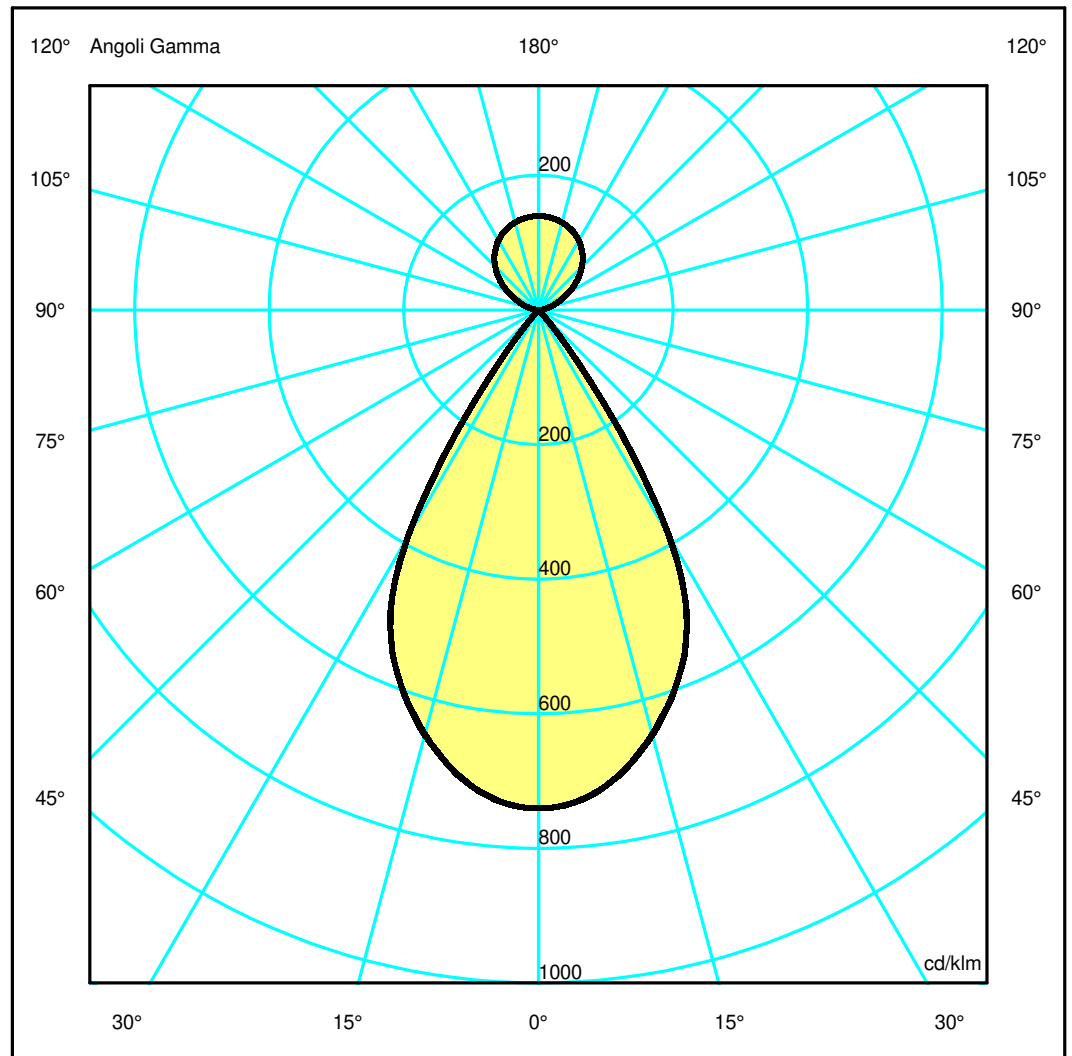
1480mm x 45mm



Semipiani C

180.0 — 0.0
 270.0 — 90.0

ULOR 36.62 %
 DLOR 63.38 %
 RN 36.62 %



Luminaire

Code BZ05104IN0+BZ06004
 Name A.39 S SHARP REFR.D+I 1482 WIN DALINRO+ A.39 S\C SHARP REFR KIT LOUVRES 1482 NRO

Measurerm.

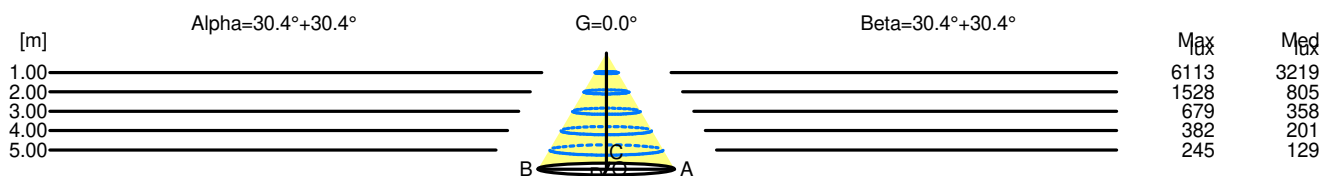
Code FTS2103079-A
 Name A.39 S SHARP REFR.D+I 1482 WIN DALINRO+ A.39 S\C SHARP REFR KIT LOUVRES 1482 NRO

Luminaire Flux	8255 lm	Luminaire Power	74.0 W	Efficacy	111.552 lm/W	Efficiency	100.00%
Source Flux	8255 lm	Maximum value	740.52 cd/klm	Position	C=0.00 G=0.00	CG	Double Symmetrical
Rectangular Luminaire		Length	1480 mm	Width	45 mm	Height	85 mm
Rectangular Luminous Area		Length	1475 mm	Width	35 mm	Height	0 mm
Horizontal Luminous Area		0.051625 m2		Emitting area on Plane 180°		0.000000 m2	
Emitting area on Plane 0°		0.000000 m2		Emitting area on Plane 270°		0.000000 m2	
Emitting area on Plane 90°		0.000000 m2		Glare area at 76°		0.012489 m2	
Coordinate system		CG		Symmetry Type		Double Symmetrical	
Date		16-05-2022		Maximum Gamma Angle		180	
Measurement Distance		0.00		Measurement Flux		8255 lm	
LED Flux=9977lm LED Power=66W Eff=83% EfcLed=150lm/W EfcLum=112lm/W CCT=5000K Ra=90 SDCM=3 L70(9K)=50000h							
C.I.E.	98 100 100 63 100			D DIN 5040	B61		
F UTE	--			B NBN	BZ 1		

Width at 50.00 % of Max Intensity

H[m]	1.00	2.00	3.00	4.00	5.00	H[m]	1.00	2.00	3.00	4.00	5.00
OA	0.59	1.17	1.76	2.35	2.94	OC	0.59	1.18	1.76	2.35	2.94
OB	0.59	1.17	1.76	2.35	2.94	OD	0.59	1.18	1.76	2.35	2.94

		Luminous Intensities [cd/klm]									
	0	5	15	25	35	45	55	65	75	85	
OA	6112.87	6026.64	5398.44	4300.36	1394.87	47.07	9.68	2.12	1.35	1.01	
OB	6112.87	6026.64	5398.44	4300.36	1394.87	47.07	9.68	2.12	1.35	1.01	
OC	6112.87	6032.64	5386.59	4303.01	1387.38	45.73	10.26	2.26	1.41	1.03	
OD	6112.87	6032.64	5386.59	4303.01	1387.38	45.73	10.26	2.26	1.41	1.03	



H[m]	D[m]	Max lux	Med lux	Alpha=30.4°+30.4°	G=0.0
1.00	1.17	6113	3219		
2.00	2.35	1528	805		
3.00	3.52	679	358		
4.00	4.70	382	201		
5.00	5.87	245	129		

H[m]	D[m]	Max lux	Med lux	Beta=30.4°+30.4°	G=0.0
1.00	1.18	6113	3219		
2.00	2.35	1528	805		
3.00	3.53	679	358		
4.00	4.70	382	201		
5.00	5.88	245	129		