

Luminaire

Code BZ05301+BZ06101
 Name A.39 S SHARP REFR.D+I 2368 840 DALIBCO + KIT LOUVRES 2368 BCO

Measurement

Code FTS2102193-A
 Name A.39 S SHARP REFR.D+I 2368 840 DALIBCO + KIT LOUVRES 2368 BCO

Luminaire Flux	16112 lm	Luminaire Power	120.0 W	Efficacy	134.267 lm/W	Efficiency	100.00%
Source Flux	16112 lm	Maximum value	709.23 cd/klm	Position	C=80.00 G=1.00	CG	Double Symmetrical
Rectangular Luminaire		Length	2368 mm	Width	45 mm	Height	85 mm
Rectangular Luminous Area		Length	2363 mm	Width	35 mm	Height	0 mm
Horizontal Luminous Area		0.082705 m ²		Emitting area on Plane 180°		0.000000 m ²	
Emitting area on Plane 0°		0.000000 m ²		Emitting area on Plane 270°		0.000000 m ²	
Emitting area on Plane 90°		0.000000 m ²		Glare area at 76°		0.020008 m ²	
Coordinate system		CG		Symmetry Type		Double Symmetrical	
Date		08-11-2023		Maximum Gamma Angle		180	
Measurement Distance		0.00		Measurement Flux		16112 lm	


LED Flux=18186lm LED Power=104W Eff=89% EfcLed=176lm/W EfcLum=134lm/W CCT=4000K Ra=90 R9=50 SDCM=3 L70(6K)=50000h

C.I.E. 93 97 99 66 100
 F UTE 0.66 A + 0.34 T

D DIN 5040
 B NBN

B61
 BZ 1

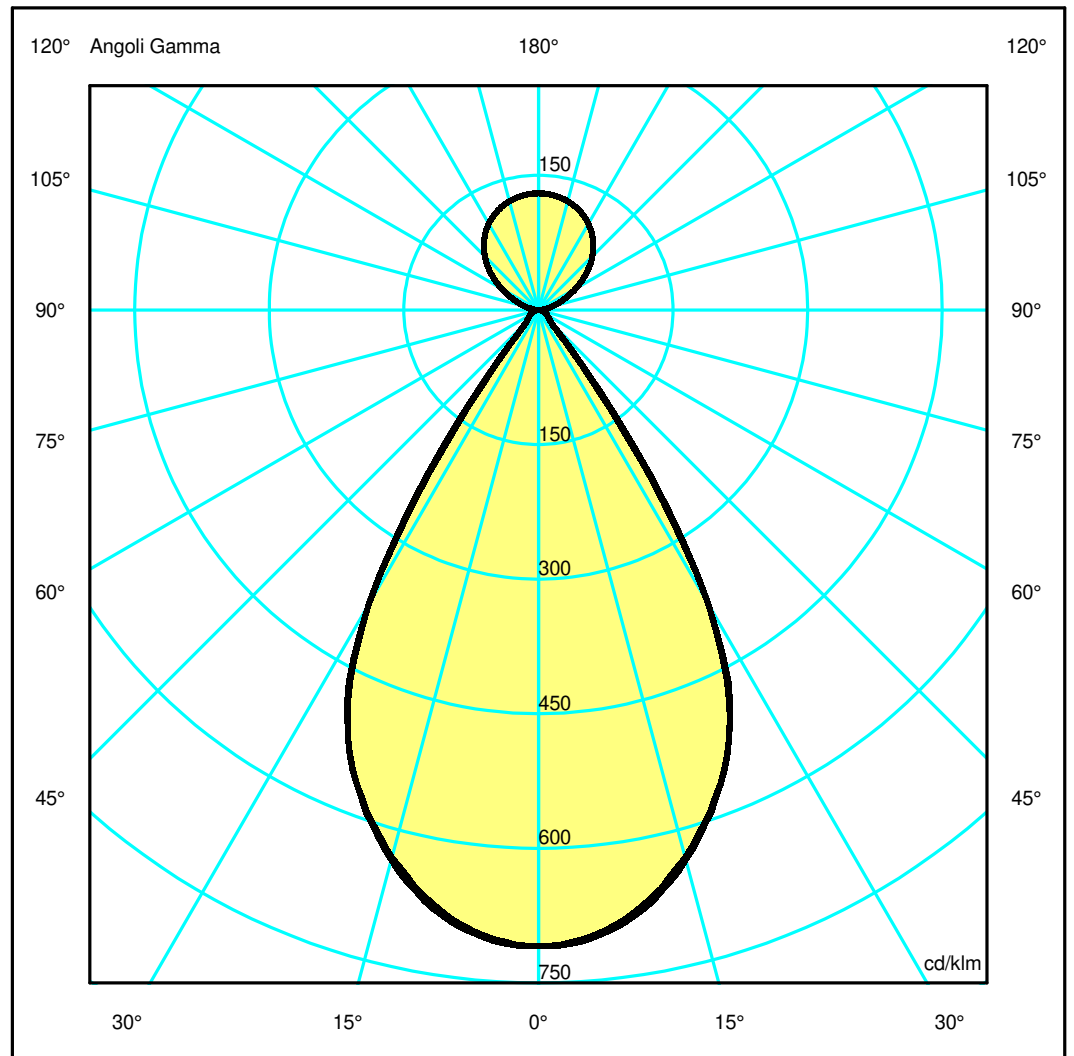
2368mm x 45mm



Semipiani C

180.0 — 0.0
 270.0 — 90.0

ULOR 34.08 %
 DLOR 65.92 %
 RN 34.08 %



Luminaire

Code BZ05301+BZ06101
Name A.39 S SHARP REFR.D+I 2368 840 DALIBCO + KIT LOUVRES 2368 BCO

Measurment.

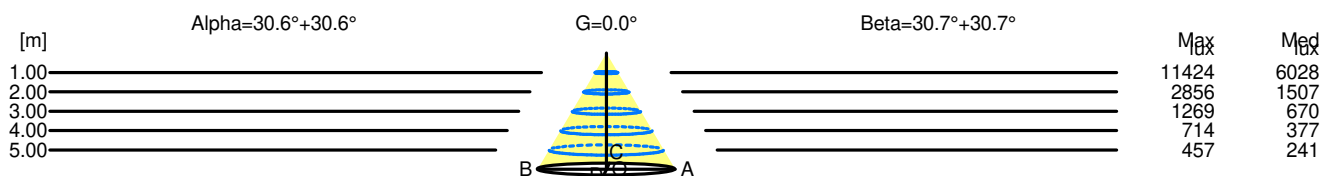
Code FTS2102193-A
Name A.39 S SHARP REFR.D+I 2368 840 DALIBCO + KIT LOUVRES 2368 BCO

Luminaire Flux	16112 lm	Luminaire Power	120.0 W	Efficacy	134.267 lm/W	Efficiency	100.00%
Source Flux	16112 lm	Maximum value	709.23 cd/klm	Position	C=80.00 G=1.00	CG	Double Symmetrical
Rectangular Luminaire		Length	2368 mm	Width	45 mm	Height	85 mm
Rectangular Luminous Area		Length	2363 mm	Width	35 mm	Height	0 mm
Horizontal Luminous Area		0.082705 m2		Emitting area on Plane 180°		0.000000 m2	
Emitting area on Plane 0°		0.000000 m2		Emitting area on Plane 270°		0.000000 m2	
Emitting area on Plane 90°		0.000000 m2		Glare area at 76°		0.020008 m2	
Coordinate system		CG		Symmetry Type		Double Symmetrical	
Date		08-11-2023		Maximum Gamma Angle		180	
Measurement Distance		0.00		Measurement Flux		16112 lm	
LED Flux=18186lm LED Power=104W Eff=89% EfcLed=176lm/W EfcLum=134lm/W CCT=4000K Ra=90 R9=50 SDCM=3 L70(6K)=50000h							
C.I.E.	93 97 99 66 100			D DIN 5040	B61		
F UTE	0.66 A + 0.34 T			B NBN	BZ 1		

Width at 50.00 % of Max Intensity

H[m]	1.00	2.00	3.00	4.00	5.00	H[m]	1.00	2.00	3.00	4.00	5.00
OA	0.59	1.18	1.78	2.37	2.96	OC	0.59	1.19	1.78	2.37	2.97
OB	0.59	1.18	1.78	2.37	2.96	OD	0.59	1.19	1.78	2.37	2.97

	Luminous Intensities [cd/klm]									
	0	5	15	25	35	45	55	65	75	85
OA	11424.39	11273.60	10178.87	8124.44	2694.22	317.64	208.60	153.73	91.32	28.23
OB	11424.39	11273.60	10178.87	8124.44	2694.22	317.64	208.60	153.73	91.32	28.23
OC	11424.39	11310.19	10216.49	8125.82	2966.07	318.44	208.15	152.86	90.17	28.52
OD	11424.39	11310.19	10216.49	8125.82	2966.07	318.44	208.15	152.86	90.17	28.52



H[m]	D[m]	Max lux	Med lux	Alpha=30.6°+30.6°	G=0.0
1.00	1.18	11424	6028		
2.00	2.37	2856	1507		
3.00	3.55	1269	670		
4.00	4.74	714	377		
5.00	5.92	457	241		

H[m]	D[m]	Max lux	Med lux	Beta=30.7°+30.7°	G=0.0
1.00	1.19	11424	6028		
2.00	2.37	2856	1507		
3.00	3.56	1269	670		
4.00	4.75	714	377		
5.00	5.94	457	241		