

Luminaire

Code BZ05304+BZ06104
 Name A.39 S SHARP REFR.D+I 2368 840 DALINRO + KIT LOUVRES 2368 NRO

Measurement

Code FTS2102199-A
 Name A.39 S SHARP REFR.D+I 2368 840 DALINRO + KIT LOUVRES 2368 NRO


Luminaire Flux	14933 lm	Luminaire Power	120.0 W	Efficacy	124.442 lm/W	Efficiency	100.00%
Source Flux	14933 lm	Maximum value	740.11 cd/klm	Position	C=5.00 G=1.00	CG	Double Symmetrical
Rectangular Luminaire		Length	2368 mm	Width	45 mm	Height	85 mm
Rectangular Luminous Area		Length	2363 mm	Width	35 mm	Height	0 mm
Horizontal Luminous Area		0.082705 m ²		Emitting area on Plane 180°		0.000000 m ²	
Emitting area on Plane 0°		0.000000 m ²		Emitting area on Plane 270°		0.000000 m ²	
Emitting area on Plane 90°		0.000000 m ²		Glare area at 76°		0.020008 m ²	
Coordinate system		CG		Symmetry Type		Double Symmetrical	
Date		08-11-2023		Maximum Gamma Angle		180	
Measurement Distance		0.00		Measurement Flux		14933 lm	

LED Flux=18186lm LED Power=104W Eff=82% EfcLed=176lm/W EfcLum=124lm/W CCT=4000K Ra=90 R9=50 SDCM=3 L70(6K)=50000h

C.I.E. 98 100 100 63 100
 F UTE --

D DIN 5040 B61
 B NBN BZ 1

2368mm x 45mm



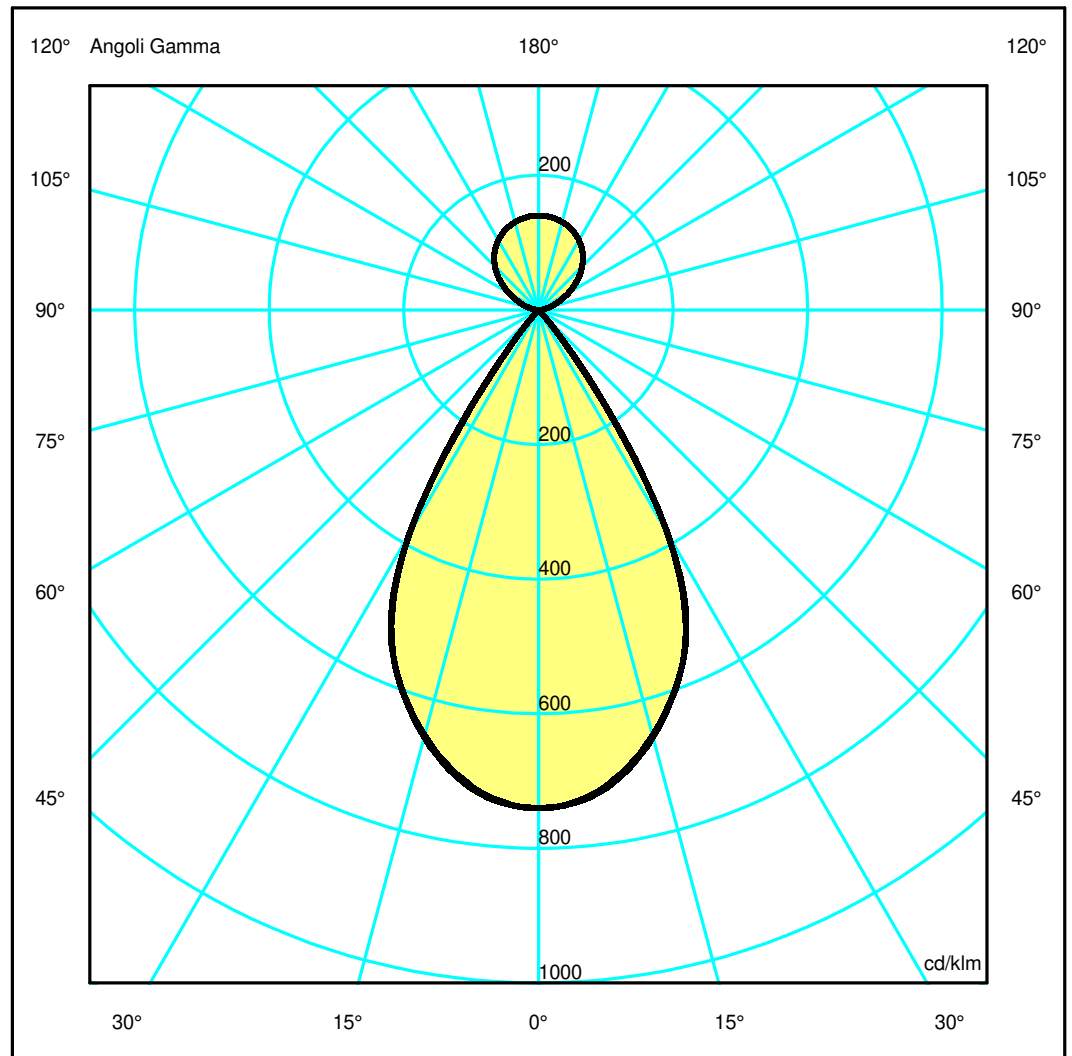
Semipiani C

180.0 ——— 0.0
 270.0 ——— 90.0

ULOR 36.77 %

DLOR 63.23 %

RN 36.77 %



Luminaire

Code BZ05304+BZ06104
Name A.39 S SHARP REFR.D+I 2368 840 DALINRO + KIT LOUVRES 2368 NRO

Measurerm.

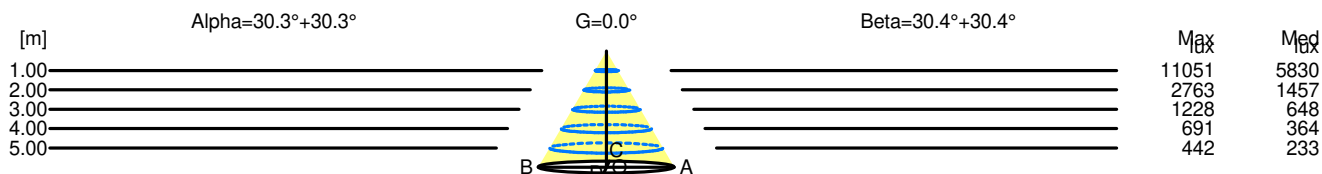
Code FTS2102199-A
Name A.39 S SHARP REFR.D+I 2368 840 DALINRO + KIT LOUVRES 2368 NRO

Luminaire Flux	14933 lm	Luminaire Power	120.0 W	Efficacy	124.442 lm/W	Efficiency	100.00%
Source Flux	14933 lm	Maximum value	740.11 cd/klm	Position	C=5.00 G=1.00	CG	Double Symmetrical
Rectangular Luminaire		Length	2368 mm	Width	45 mm	Height	85 mm
Rectangular Luminous Area		Length	2363 mm	Width	35 mm	Height	0 mm
Horizontal Luminous Area		0.082705 m2		Emitting area on Plane 180°		0.000000 m2	
Emitting area on Plane 0°		0.000000 m2		Emitting area on Plane 270°		0.000000 m2	
Emitting area on Plane 90°		0.000000 m2		Glare area at 76°		0.020008 m2	
Coordinate system		CG		Symmetry Type		Double Symmetrical	
Date		08-11-2023		Maximum Gamma Angle		180	
Measurement Distance		0.00		Measurement Flux		14933 lm	
LED Flux=18186lm LED Power=104W Eff=82% EfcLed=176lm/W EfcLum=124lm/W CCT=4000K Ra=90 R9=50 SDCM=3 L70(6K)=50000h							
C.I.E.	98 100 100 63 100			D DIN 5040	B61		
F UTE	--			B NBN	BZ 1		

Width at 50.00 % of Max Intensity

H[m]	1.00	2.00	3.00	4.00	5.00	H[m]	1.00	2.00	3.00	4.00	5.00
OA	0.59	1.17	1.76	2.34	2.93	OC	0.59	1.17	1.76	2.35	2.93
OB	0.59	1.17	1.76	2.34	2.93	OD	0.59	1.17	1.76	2.35	2.93

	Luminous Intensities [cd/klm]									
	0	5	15	25	35	45	55	65	75	85
OA	11050.66	10898.57	9769.62	7756.08	2500.39	78.47	15.97	3.63	2.42	1.91
OB	11050.66	10898.57	9769.62	7756.08	2500.39	78.47	15.97	3.63	2.42	1.91
OC	11050.66	10925.94	9808.07	7730.15	2650.13	82.82	17.93	3.97	2.55	1.99
OD	11050.66	10925.94	9808.07	7730.15	2650.13	82.82	17.93	3.97	2.55	1.99



H[m]	D[m]	Max lux	Med lux	Alpha=30.3°+30.3°	G=0.0
1.00	1.17	11051	5830		
2.00	2.34	2763	1457		
3.00	3.51	1228	648		
4.00	4.68	691	364		
5.00	5.85	442	233		

H[m]	D[m]	Max lux	Med lux	Beta=30.4°+30.4°	G=0.0
1.00	1.17	11051	5830		
2.00	2.35	2763	1457		
3.00	3.52	1228	648		
4.00	4.69	691	364		
5.00	5.86	442	233		