

Luminaire

Code BZ05501+BZ06201
 Name A.39 S SHARP REFR.D+I 2960 830 DALIBCO + KIT LOUVRES 2960 BCO

Measurement

Code FTS2102109-A
 Name A.39 S SHARP REFR.D+I 2960 830 DALIBCO + KIT LOUVRES 2960 BCO

Luminaire Flux	20810 lm	Luminaire Power	153.0 W	Efficacy	136.013 lm/W	Efficiency	100.00%
Source Flux	20810 lm	Maximum value	651.95 cd/klm	Position	C=80.00 G=1.00	CG	Double Symmetrical
Rectangular Luminaire		Length	2960 mm	Width	45 mm	Height	85 mm
Rectangular Luminous Area		Length	2950 mm	Width	35 mm	Height	0 mm
Horizontal Luminous Area		0.103250 m2		Emitting area on Plane 180°		0.000000 m2	
Emitting area on Plane 0°		0.000000 m2		Emitting area on Plane 270°		0.000000 m2	
Emitting area on Plane 90°		0.000000 m2		Glare area at 76°		0.024978 m2	
Coordinate system		CG		Symmetry Type		Double Symmetrical	
Date		02-11-2023		Maximum Gamma Angle		180	
Measurement Distance		0.00		Measurement Flux		20810 lm	


LED Flux=23820lm LED Power=132W Eff=87% EfcLed=180lm/W EfcLum=136lm/W CCT=3000K Ra=90 R9=50 SDCM=3 L70(6K)=50000h

C.I.E. 93 97 99 61 100
 F UTE 0.61 A + 0.39 T

D DIN 5040
 B NBN

B61
 BZ 1

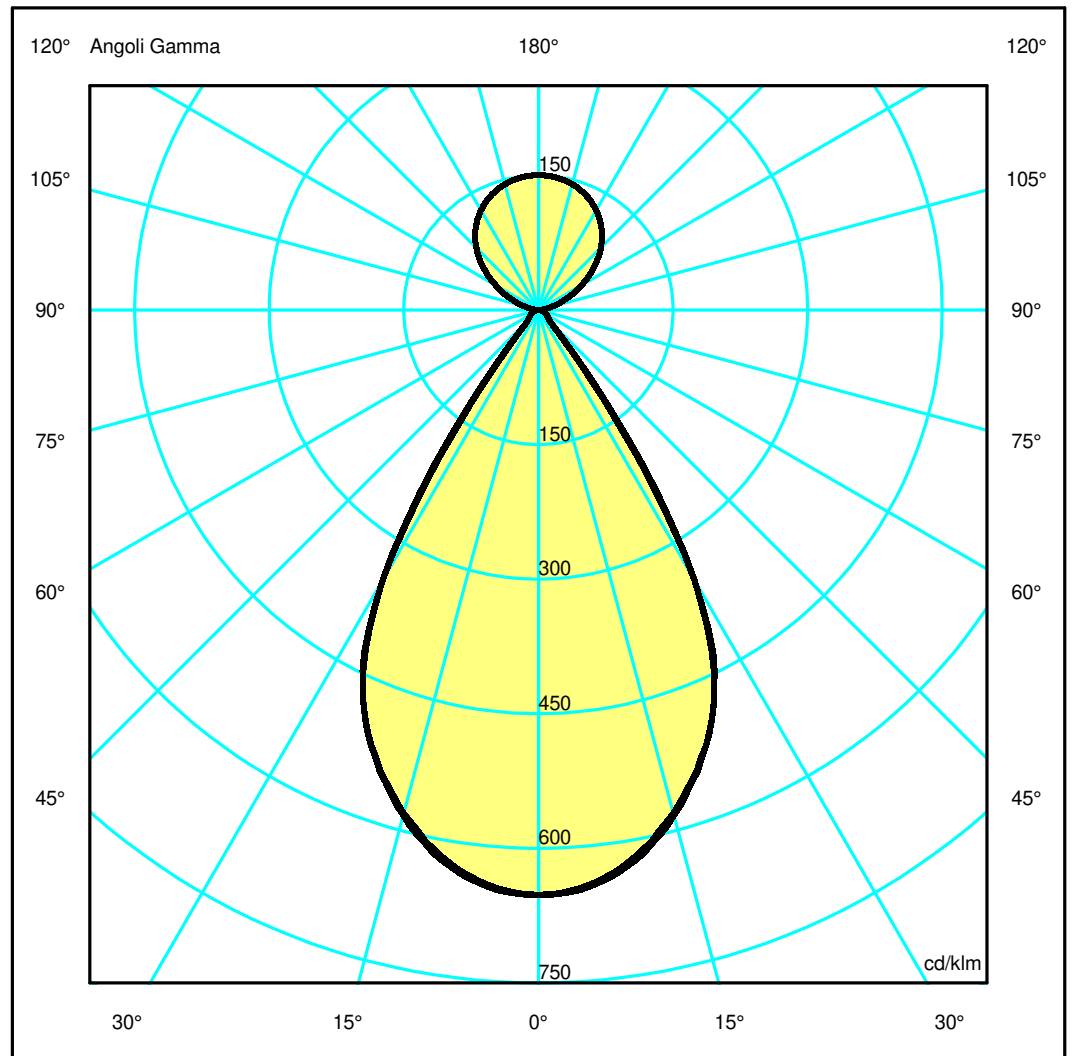
2960mm x 45mm



Semipiani C

180.0 — 0.0
 270.0 — 90.0

ULOR 39.40 %
 DLOR 60.60 %
 RN 39.40 %



Luminaire

Code BZ05501+BZ06201
Name A.39 S SHARP REFR.D+I 2960 830 DALIBCO + KIT LOUVRES 2960 BCO

Measurerm.

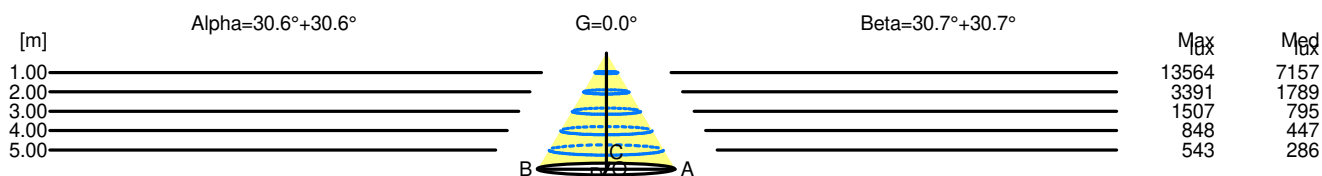
Code FTS2102109-A
Name A.39 S SHARP REFR.D+I 2960 830 DALIBCO + KIT LOUVRES 2960 BCO

Luminaire Flux	20810 lm	Luminaire Power	153.0 W	Efficacy	136.013 lm/W	Efficiency	100.00%
Source Flux	20810 lm	Maximum value	651.95 cd/klm	Position	C=80.00 G=1.00	CG	Double Symmetrical
Rectangular Luminaire		Length	2960 mm	Width	45 mm	Height	85 mm
Rectangular Luminous Area		Length	2950 mm	Width	35 mm	Height	0 mm
Horizontal Luminous Area		0.103250 m2		Emitting area on Plane 180°		0.000000 m2	
Emitting area on Plane 0°		0.000000 m2		Emitting area on Plane 270°		0.000000 m2	
Emitting area on Plane 90°		0.000000 m2		Glare area at 76°		0.024978 m2	
Coordinate system		CG		Symmetry Type		Double Symmetrical	
Date		02-11-2023		Maximum Gamma Angle		180	
Measurement Distance		0.00		Measurement Flux		20810 lm	
LED Flux=23820lm LED Power=132W Eff=87% EfcLed=180lm/W EfcLum=136lm/W CCT=3000K Ra=90 R9=50 SDCM=3 L70(6K)=50000h							
C.I.E.	93 97 99 61 100			D DIN 5040	B61		
F UTE	0.61 A + 0.39 T			B NBN	BZ 1		

Width at 50.00 % of Max Intensity

H[m]	1.00	2.00	3.00	4.00	5.00	H[m]	1.00	2.00	3.00	4.00	5.00
OA	0.59	1.18	1.78	2.37	2.96	OC	0.59	1.19	1.78	2.37	2.97
OB	0.59	1.18	1.78	2.37	2.96	OD	0.59	1.19	1.78	2.37	2.97

	Luminous Intensities [cd/klm]									
	0	5	15	25	35	45	55	65	75	85
OA	13563.84	13384.81	12085.08	9645.90	3198.77	377.13	247.67	182.51	108.42	33.52
OB	13563.84	13384.81	12085.08	9645.90	3198.77	377.13	247.67	182.51	108.42	33.52
OC	13563.84	13428.26	12129.73	9647.55	3521.52	378.08	247.13	181.49	107.06	33.86
OD	13563.84	13428.26	12129.73	9647.55	3521.52	378.08	247.13	181.49	107.06	33.86



H[m]	D[m]	Max lux	Med lux	Alpha=30.6°+30.6°	G=0.0
1.00	1.18	13564	7157		
2.00	2.37	3391	1789		
3.00	3.55	1507	795		
4.00	4.74	848	447		
5.00	5.92	543	286		

H[m]	D[m]	Max lux	Med lux	Beta=30.7°+30.7°	G=0.0
1.00	1.19	13564	7157		
2.00	2.37	3391	1789		
3.00	3.56	1507	795		
4.00	4.75	848	447		
5.00	5.94	543	286		