

Luminaire

Code BZ05604+BZ06204
 Name A.39 S SHARP REFR.D+I 2960 840 DALINRO + KIT LOUVRES 2960 NRO

Measurement

Code FTS2102211-A
 Name A.39 S SHARP REFR.D+I 2960 840 DALINRO + KIT LOUVRES 2960 NRO

Luminaire Flux	19123 lm	Luminaire Power	153.0 W	Efficacy	124.987 lm/W	Efficiency	100.00%
Source Flux	19123 lm	Maximum value	722.40 cd/klm	Position	C=5.00 G=1.00	CG	Double Symmetrical
Rectangular Luminaire		Length	2960 mm	Width	45 mm	Height	85 mm
Rectangular Luminous Area		Length	2950 mm	Width	35 mm	Height	0 mm
Horizontal Luminous Area		0.103250 m2		Emitting area on Plane 180°		0.000000 m2	
Emitting area on Plane 0°		0.000000 m2		Emitting area on Plane 270°		0.000000 m2	
Emitting area on Plane 90°		0.000000 m2		Glare area at 76°		0.024978 m2	
Coordinate system		CG		Symmetry Type		Double Symmetrical	
Date		08-11-2023		Maximum Gamma Angle		180	
Measurement Distance		0.00		Measurement Flux		19123 lm	


LED Flux=23270lm LED Power=133W Eff=82% EfcLed=175lm/W EfcLum=125lm/W CCT=4000K Ra=90 R9=50 SDCM=3 L70(6K)=50000h

C.I.E. 98 100 100 62 100
 F UTE --

D DIN 5040
 B NBN

B61
 BZ 1

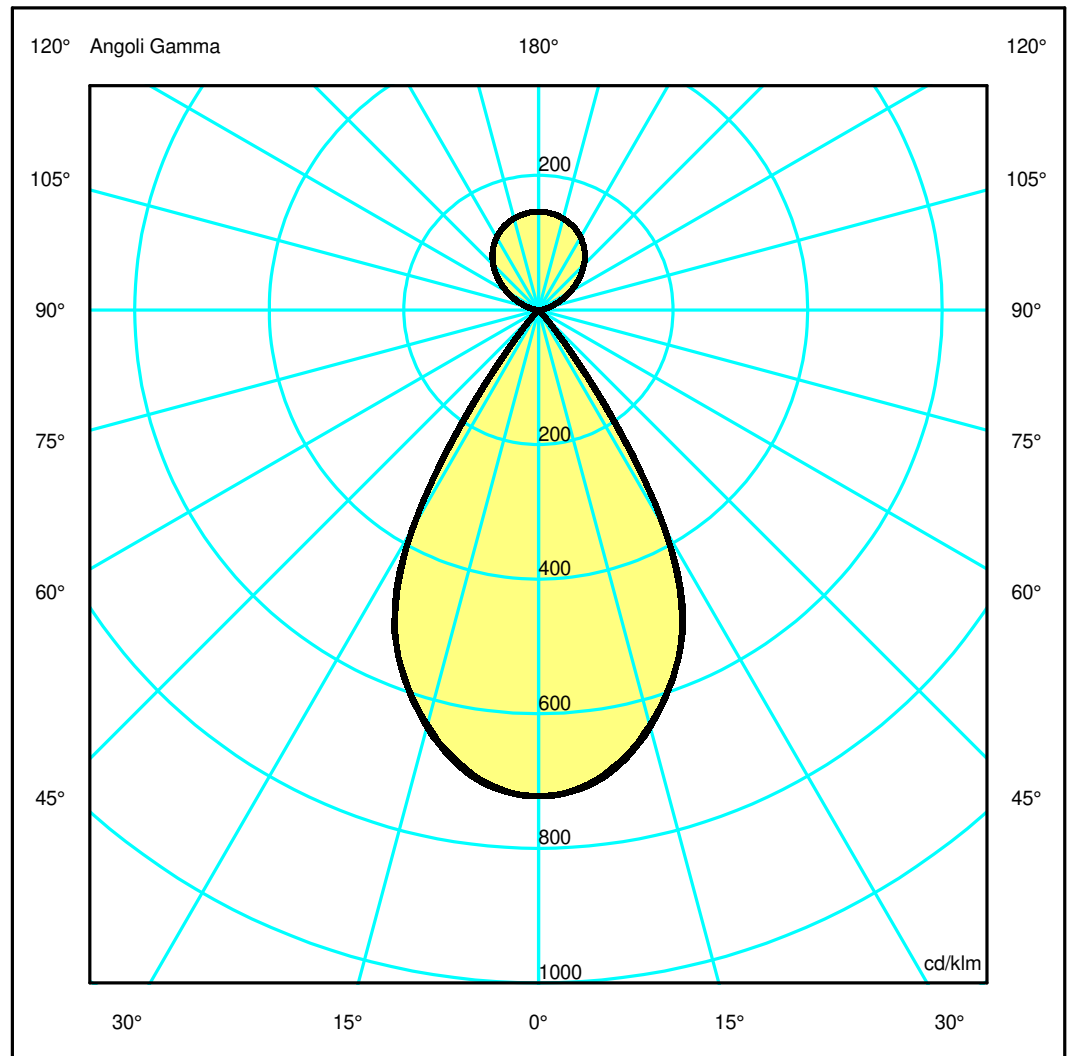
2960mm x 45mm



Semipiani C

180.0 — 0.0
 270.0 — 90.0

ULOR 38.28 %
 DLOR 61.72 %
 RN 38.28 %



Luminaire

Code BZ05604+BZ06204
Name A.39 S SHARP REFR.D+I 2960 840 DALINRO + KIT LOUVRES 2960 NRO

Measurment.

Code FTS2102211-A
Name A.39 S SHARP REFR.D+I 2960 840 DALINRO + KIT LOUVRES 2960 NRO

Luminaire Flux	19123 lm	Luminaire Power	153.0 W	Efficacy	124.987 lm/W	Efficiency	100.00%
Source Flux	19123 lm	Maximum value	722.40 cd/klm	Position	C=5.00 G=1.00	CG	Double Symmetrical
Rectangular Luminaire		Length	2960 mm	Width	45 mm	Height	85 mm
Rectangular Luminous Area		Length	2950 mm	Width	35 mm	Height	0 mm
Horizontal Luminous Area		0.103250 m2		Emitting area on Plane 180°		0.000000 m2	
Emitting area on Plane 0°		0.000000 m2		Emitting area on Plane 270°		0.000000 m2	
Emitting area on Plane 90°		0.000000 m2		Glare area at 76°		0.024978 m2	
Coordinate system		CG		Symmetry Type		Double Symmetrical	
Date		08-11-2023		Maximum Gamma Angle		180	
Measurement Distance		0.00		Measurement Flux		19123 lm	

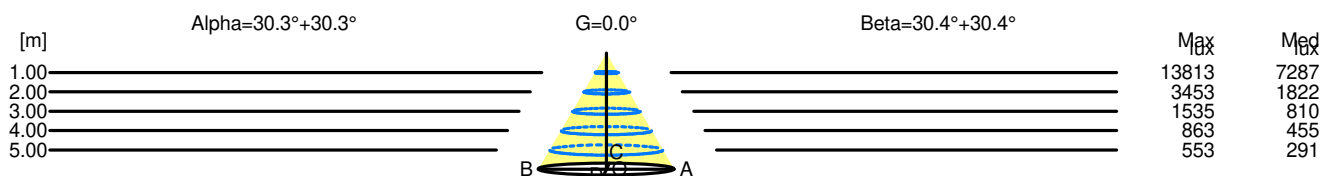
LED Flux=23270lm LED Power=133W Eff=82% EfcLed=175lm/W EfcLum=125lm/W CCT=4000K Ra=90 R9=50 SDCM=3 L70(6K)=50000h

C.I.E.	98 100 100 62 100	D DIN 5040	B61
F UTE	--	B NBN	BZ 1

Width at 50.00 % of Max Intensity

H[m]	1.00	2.00	3.00	4.00	5.00	H[m]	1.00	2.00	3.00	4.00	5.00
OA	0.59	1.17	1.76	2.34	2.93	OC	0.59	1.17	1.76	2.35	2.93
OB	0.59	1.17	1.76	2.34	2.93	OD	0.59	1.17	1.76	2.35	2.93

	Luminous Intensities [cd/klm]									
	0	5	15	25	35	45	55	65	75	85
OA	13812.75	13622.63	12211.50	9694.69	3125.36	98.08	19.96	4.54	3.03	2.38
OB	13812.75	13622.63	12211.50	9694.69	3125.36	98.08	19.96	4.54	3.03	2.38
OC	13812.75	13656.85	12259.57	9662.28	3312.53	103.52	22.41	4.96	3.18	2.49
OD	13812.75	13656.85	12259.57	9662.28	3312.53	103.52	22.41	4.96	3.18	2.49



H[m]	D[m]	Max lux	Med lux	Alpha=30.3°+30.3°	G=0.0	
1.00	1.17	13813	7287			
2.00	2.34	3453	1822			
3.00	3.51	1535	810			
4.00	4.68	863	455			
5.00	5.85	553	291			

H[m]	D[m]	Max lux	Med lux	Beta=30.4°+30.4°	G=0.0	
1.00	1.17	13813	7287			
2.00	2.35	3453	1822			
3.00	3.52	1535	810			
4.00	4.69	863	455			
5.00	5.86	553	291			