

## Luminaire

Code CA00001+AP90200  
 Name GOPLE 60 SPOT TRK16 48V SP 2700K BCO + VECTOR 40 - LENS FOR ELLIPTICAL EMISSION

## Measurement

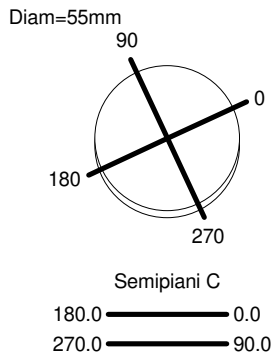
Code FTS2200076  
 Name GOPLE 60 SPOT TRK16 48V SP 2700K BCO + VECTOR 40 - LENS FOR ELLIPTICAL EMISSION

Luminaire Flux	370 lm	Luminaire Power	9.0 W	Efficacy	41.158 lm/W	Efficiency	100.00%
Source Flux	370 lm	Maximum value	4963.04 cd/klm	Position	C=0.00 G=0.00	CG	Double Symmetrical
Round Luminaire		Diam.	55 mm	Height	110 mm		
Round Luminous Area		Diam.	35 mm	Height	0 mm		
Horizontal Luminous Area			0.000962 m2	Emitting area on Plane 180°			0.000000 m2
Emitting area on Plane 0°			0.000000 m2	Emitting area on Plane 270°			0.000000 m2
Emitting area on Plane 90°			0.000000 m2	Glare area at 76°			0.000233 m2
Coordinate system		CG		Symmetry Type		Double Symmetrical	
Date		07-03-2022		Maximum Gamma Angle		180	
Measurement Distance		0.00		Measurement Flux		370 lm	

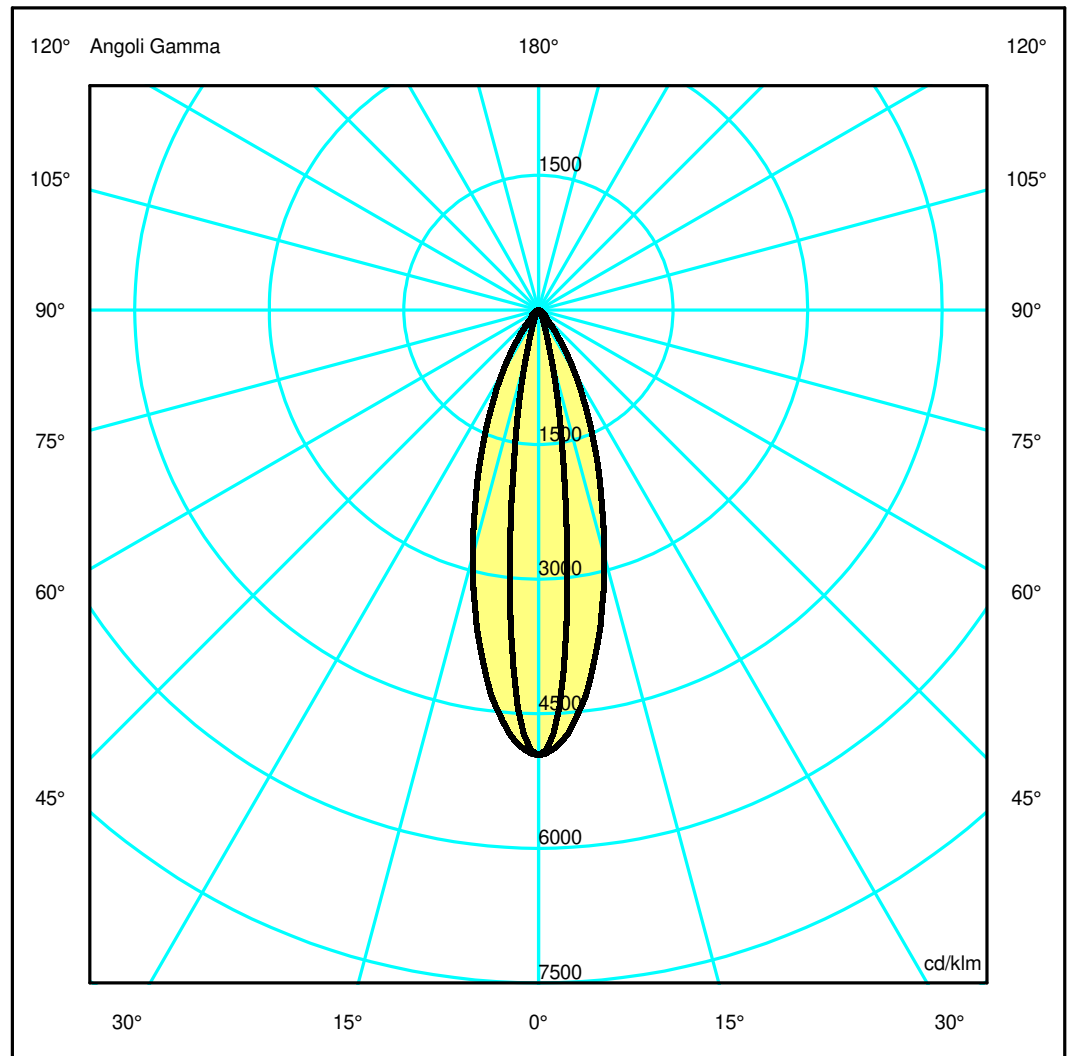
LED Flux=688lm LED Power=8.4W Eff=54% EfcLed=82lm/W EfcLum=41lm/W CCT=2700K Ra=90 R9=50 SDCM=3 L70(6K)=50000h

C.I.E. 96 99 100 100 100  
 F UTE 1.00 A

D DIN 5040  
 B NBN  
 A60  
 BZ 1



ULOR 0.00 %  
 DLOR100.00 %  
 RN 0.00 %



## Luminaire

Code CA00001+AP90200  
 Name GOPLE 60 SPOT TRK16 48V SP 2700K BCO + VECTOR 40 - LENS FOR ELLIPTICAL EMISSION

## Measurem.

Code FTS2200076  
 Name GOPLE 60 SPOT TRK16 48V SP 2700K BCO + VECTOR 40 - LENS FOR ELLIPTICAL EMISSION

Luminaire Flux	370 lm	Luminaire Power	9.0 W	Efficacy	41.158 lm/W	Efficiency	100.00%
Source Flux	370 lm	Maximum value	4963.04 cd/klm	Position	C=0.00 G=0.00	CG	Double Symmetrical
Round Luminaire		Diam.	55 mm	Height	110 mm		
Round Luminous Area		Diam.	35 mm	Height	0 mm		
Horizontal Luminous Area		0.000962 m <sup>2</sup>		Emitting area on Plane 180°		0.000000 m <sup>2</sup>	
Emitting area on Plane 0°		0.000000 m <sup>2</sup>		Emitting area on Plane 270°		0.000000 m <sup>2</sup>	
Emitting area on Plane 90°		0.000000 m <sup>2</sup>		Glare area at 76°		0.000233 m <sup>2</sup>	
Coordinate system		CG		Symmetry Type		Double Symmetrical	
Date		07-03-2022		Maximum Gamma Angle		180	
Measurement Distance		0.00		Measurement Flux		370 lm	

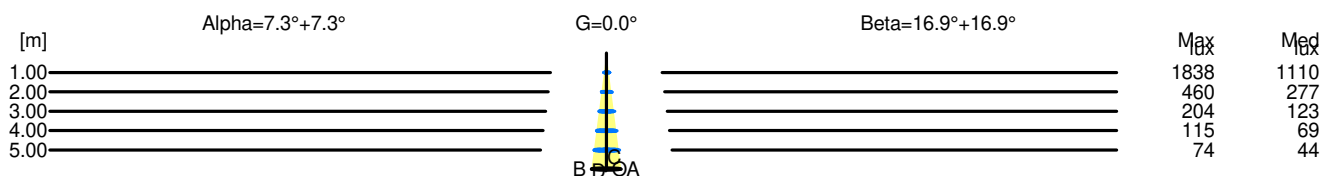
LED Flux=688lm LED Power=8.4W Eff=54% EfcLed=82lm/W EfcLum=41lm/W CCT=2700K Ra=90 R9=50 SDCM=3 L70(6K)=50000h

C.I.E.	96 99 100 100 100	D DIN 5040	A60
F UTE	1.00 A	B NBN	BZ 1

Width at 50.00 % of Max Intensity

H[m]	1.00	2.00	3.00	4.00	5.00	H[m]	1.00	2.00	3.00	4.00	5.00
OA	0.13	0.26	0.38	0.51	0.64	OC	0.30	0.61	0.91	1.22	1.52
OB	0.13	0.26	0.38	0.51	0.64	OD	0.30	0.61	0.91	1.22	1.52

	Luminous Intensities [ cd/klm ]									
	0	5	15	25	35	45	55	65	75	85
OA	1838.41	1314.67	200.28	40.72	11.83	3.62	1.54	0.96	0.61	0.28
OB	1838.41	1314.67	200.28	40.72	11.83	3.62	1.54	0.96	0.61	0.28
OC	1838.41	1703.16	1046.06	485.79	161.36	38.38	23.88	12.67	2.32	0.25
OD	1838.41	1703.16	1046.06	485.79	161.36	38.38	23.88	12.67	2.32	0.25



H[m]	D[m]	Max lux	Med lux	Alpha=7.3°+7.3°	G=0.0
1.00	0.26	1838	1110		
2.00	0.51	460	277		
3.00	0.77	204	123		
4.00	1.02	115	69		
5.00	1.28	74	44		

H[m]	D[m]	Max lux	Med lux	Beta=16.9°+16.9°	G=0.0
1.00	0.61	1838	1110		
2.00	1.22	460	277		
3.00	1.83	204	123		
4.00	2.43	115	69		
5.00	3.04	74	44		