

## Luminaire

Code CA10201  
Name GOPLE 80 SPOT TRK16 48V WF 2700K BCO

## Measurem.

Code FTS2200049  
Name GOPLE 80 SPOT TRK16 48V WF 2700K BCO

Luminaire Flux	1782 lm	Luminaire Power	23.0 W	Efficacy	77.458 lm/W	Efficiency	100.00%
Source Flux	1782 lm	Maximum value	3574.81 cd/klm	Position	C=0.00 G=0.00	CG	Rotosymmetrical
Round Luminaire		Diam.	77 mm	Height	150 mm		
Round Luminous Area		Diam.	46 mm	Height	0 mm		
Horizontal Luminous Area		0.001662 m2		Emitting area on Plane 180°		0.000000 m2	
Emitting area on Plane 0°		0.000000 m2		Emitting area on Plane 270°		0.000000 m2	
Emitting area on Plane 90°		0.000000 m2		Glare area at 76°		0.000402 m2	
Coordinate system		CG		Symmetry Type		Rotosymmetrical	
Date		01-03-2022		Maximum Gamma Angle		180	
Measurement Distance		0.00		Measurement Flux		1782 lm	

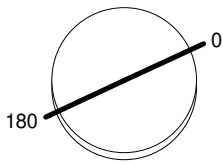
LED Flux=2339lm LED Power=22W Eff=76% EfcLed=108lm/W EfcLum=77lm/W CCT=2700K Ra=90 R9=50 SDCM=3 L70(6K)=50000h

C.I.E. 99 100 100 100 100  
F UTE --

D DIN 5040  
B NBN

A60  
BZ 1

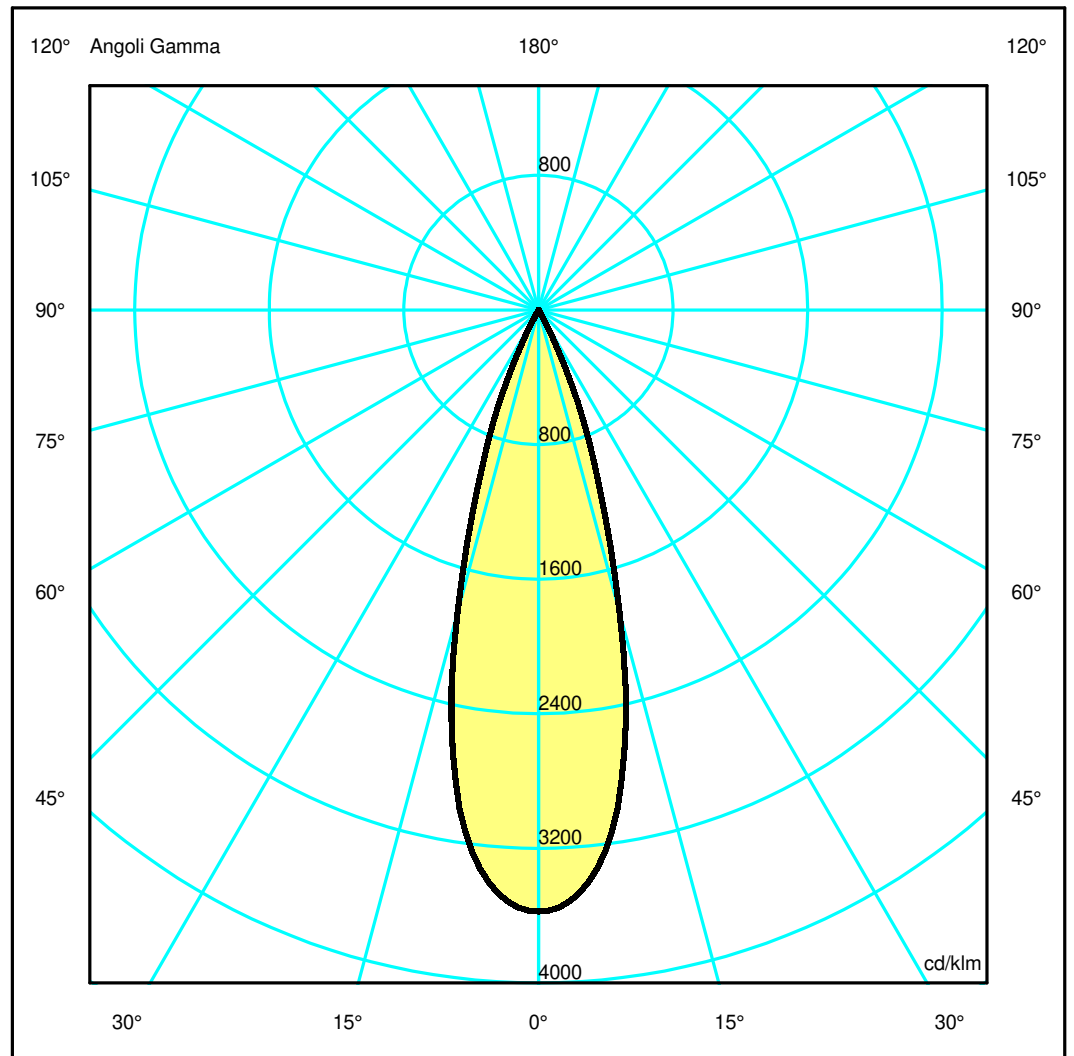
Diam=77mm



Semipiani C

180.0 ——— 0.0

ULOR 0.00 %  
DLOR 100.00 %  
RN 0.00 %



## Luminaire

Code CA10201  
Name GOPLE 80 SPOT TRK16 48V WF 2700K BCO

## Measurerm.

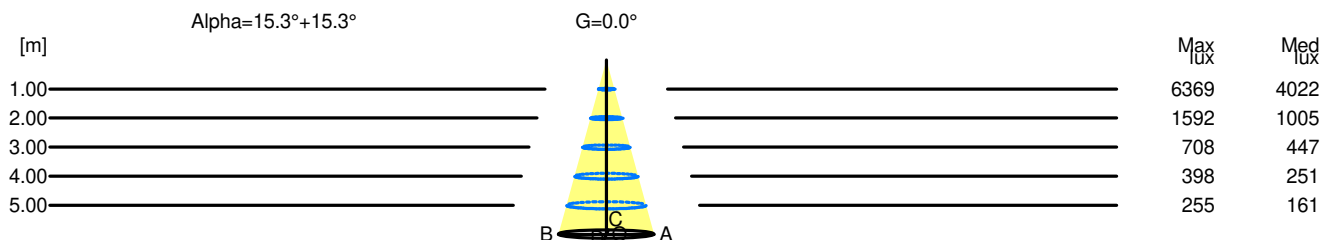
Code FTS2200049  
Name GOPLE 80 SPOT TRK16 48V WF 2700K BCO

Luminaire Flux	1782 lm	Luminaire Power	23.0 W	Efficacy	77.458 lm/W	Efficiency	100.00%
Source Flux	1782 lm	Maximum value	3574.81 cd/klm	Position	C=0.00 G=0.00	CG	Rotosymmetrical
Round Luminaire		Diam.	77 mm	Height	150 mm		
Round Luminous Area		Diam.	46 mm	Height	0 mm		
Horizontal Luminous Area		0.001662 m2		Emitting area on Plane 180°		0.000000 m2	
Emitting area on Plane 0°		0.000000 m2		Emitting area on Plane 270°		0.000000 m2	
Emitting area on Plane 90°		0.000000 m2		Glare area at 76°		0.000402 m2	
Coordinate system		CG		Symmetry Type		Rotosymmetrical	
Date		01-03-2022		Maximum Gamma Angle		180	
Measurement Distance		0.00		Measurement Flux		1782 lm	
LED Flux=2339lm LED Power=22W Eff=76% EfcLed=108lm/W EfcLum=77lm/W CCT=2700K Ra=90 R9=50 SDCM=3 L70(6K)=50000h							
C.I.E.	99	100	100	100		D DIN 5040	A60
F UTE	--					B NBN	BZ 1

### Width at 50.00 % of Max Intensity

H[m]	1.00	2.00	3.00	4.00	5.00	H[m]	1.00	2.00	3.00	4.00	5.00
OA	0.27	0.55	0.82	1.10	1.37	OC	0.27	0.55	0.82	1.10	1.37
OB	0.27	0.55	0.82	1.10	1.37	OD	0.27	0.55	0.82	1.10	1.37

	Luminous Intensities [ cd/klm ]									
	0	5	15	25	35	45	55	65	75	85
OA	6368.64	6080.73	3311.90	639.16	17.26	6.09	3.34	2.40	1.45	0.54
OB	6368.64	6080.73	3311.90	639.16	17.26	6.09	3.34	2.40	1.45	0.54
OC	6368.64	6080.73	3311.90	639.16	17.26	6.09	3.34	2.40	1.45	0.54
OD	6368.64	6080.73	3311.90	639.16	17.26	6.09	3.34	2.40	1.45	0.54



H[m]	D[m]	Max lux	Med lux	Alpha=15.3°+15.3°	G=0.0
1.00	0.55	6369	4022		
2.00	1.10	1592	1005		
3.00	1.65	708	447		
4.00	2.19	398	251		
5.00	2.74	255	161		