

## Luminaire

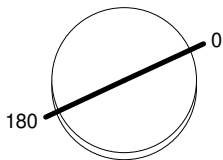
Code CA11204+AP91400  
 Name GOPLE 80 SPOT TRK16 48V WF 3000K NRO + VECTOR 55 - ANTI-DUZZLE LOUVRE

## Measurement

Code FTS2200059  
 Name GOPLE 80 SPOT TRK16 48V WF 3000K NRO + VECTOR 55 - ANTI-DUZZLE LOUVRE

Luminaire Flux	1339 lm	Luminaire Power	23.0 W	Efficacy	58.222 lm/W	Efficiency	100.00%
Source Flux	1339 lm	Maximum value	4326.59 cd/klm	Position	C=0.00 G=0.00	CG	Rotosymmetrical
Round Luminaire		Diam.	77 mm	Height	150 mm		
Round Luminous Area		Diam.	46 mm	Height	0 mm		
Horizontal Luminous Area		0.001662 m2		Emitting area on Plane 180°		0.000000 m2	
Emitting area on Plane 0°		0.000000 m2		Emitting area on Plane 270°		0.000000 m2	
Emitting area on Plane 90°		0.000000 m2		Glare area at 76°		0.000402 m2	
Coordinate system		CG		Symmetry Type		Rotosymmetrical	
Date		01-03-2022		Maximum Gamma Angle		180	
Measurement Distance		0.00		Measurement Flux		1339 lm	
LED Flux=2435lm LED Power=22W Eff=55% EfcLed=113lm/W EfcLum=58lm/W CCT=3000K Ra=90 R9=50 SDCM=3 L70(6K)=50000h							
C.I.E.	100	100	100	100	D DIN 5040	A60	
F UTE	--				B NBN	BZ 1	

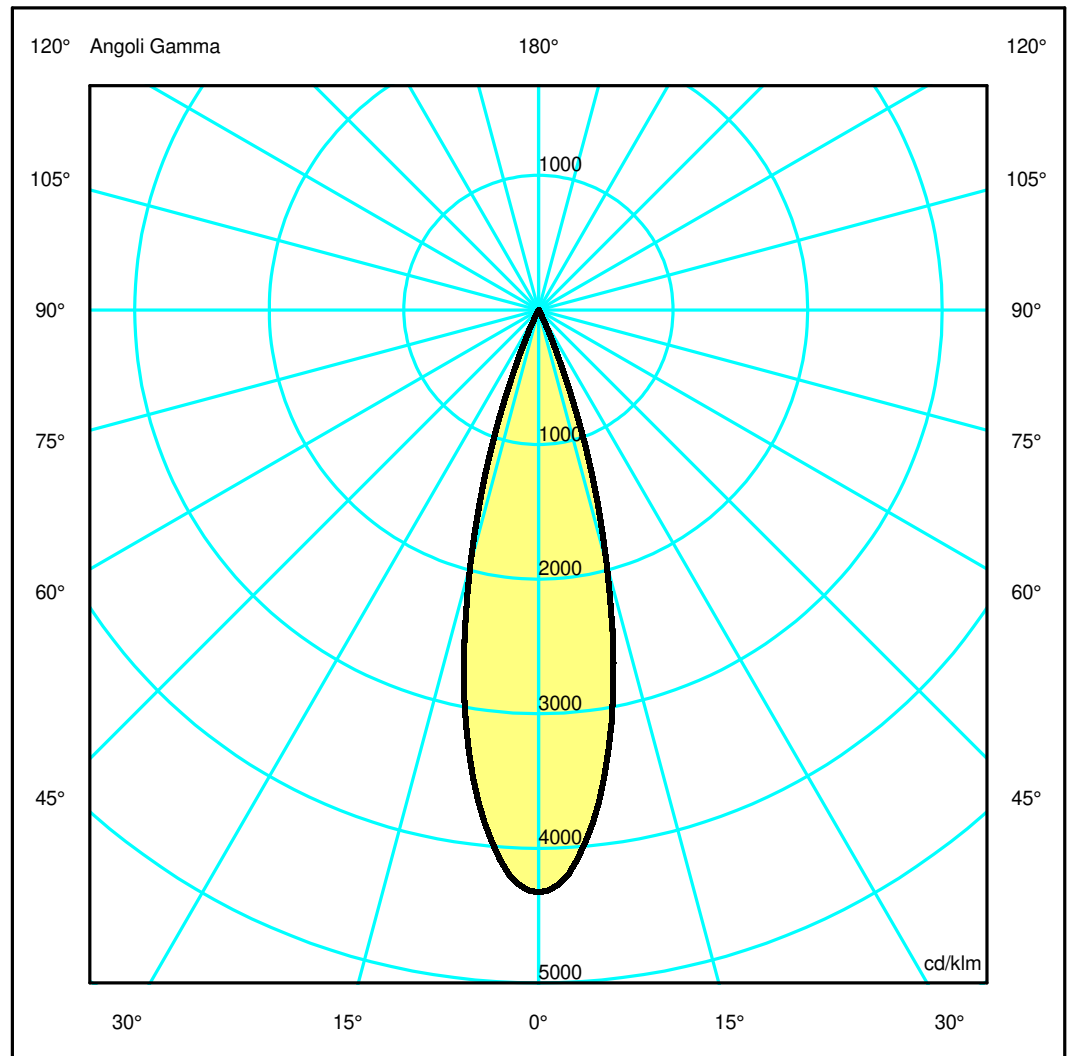
Diam=77mm



Semipiani C

180.0 ——— 0.0

ULOR 0.00 %  
 DLOR 100.00 %  
 RN 0.00 %



## Luminaire

Code CA11204+AP91400  
 Name GOPLE 80 SPOT TRK16 48V WF 3000K NRO + VECTOR 55 - ANTI-DUZZLE LOUVRE

## Measurement

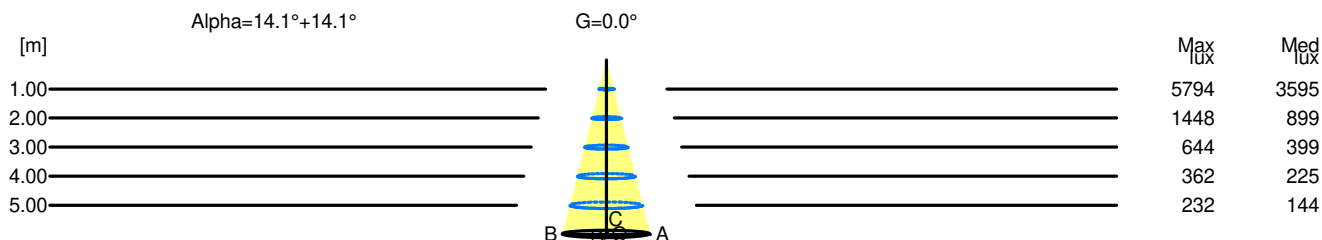
Code FTS2200059  
 Name GOPLE 80 SPOT TRK16 48V WF 3000K NRO + VECTOR 55 - ANTI-DUZZLE LOUVRE

Luminaire Flux	1339 lm	Luminaire Power	23.0 W	Efficacy	58.222 lm/W	Efficiency	100.00%
Source Flux	1339 lm	Maximum value	4326.59 cd/klm	Position	C=0.00 G=0.00	CG	Rotosymmetrical
Round Luminaire		Diam.	77 mm	Height	150 mm		
Round Luminous Area		Diam.	46 mm	Height	0 mm		
Horizontal Luminous Area		0.001662 m <sup>2</sup>		Emitting area on Plane 180°		0.000000 m <sup>2</sup>	
Emitting area on Plane 0°		0.000000 m <sup>2</sup>		Emitting area on Plane 270°		0.000000 m <sup>2</sup>	
Emitting area on Plane 90°		0.000000 m <sup>2</sup>		Glare area at 76°		0.000402 m <sup>2</sup>	
Coordinate system		CG		Symmetry Type		Rotosymmetrical	
Date		01-03-2022		Maximum Gamma Angle		180	
Measurement Distance		0.00		Measurement Flux		1339 lm	
LED Flux=2435lm LED Power=22W Eff=55% EfcLed=113lm/W EfcLum=58lm/W CCT=3000K Ra=90 R9=50 SDCM=3 L70(6K)=50000h							
C.I.E.	100	100	100	100	100	D DIN 5040	A60
F UTE	--					B NBN	BZ 1

Width at 50.00 % of Max Intensity

H[m]	1.00	2.00	3.00	4.00	5.00	H[m]	1.00	2.00	3.00	4.00	5.00
OA	0.25	0.50	0.76	1.01	1.26	OC	0.25	0.50	0.76	1.01	1.26
OB	0.25	0.50	0.76	1.01	1.26	OD	0.25	0.50	0.76	1.01	1.26

	Luminous Intensities [ cd/klm ]									
	0	5	15	25	35	45	55	65	75	85
OA	5793.78	5316.01	2618.76	208.28	19.02	4.70	1.61	0.51	0.36	0.30
OB	5793.78	5316.01	2618.76	208.28	19.02	4.70	1.61	0.51	0.36	0.30
OC	5793.78	5316.01	2618.76	208.28	19.02	4.70	1.61	0.51	0.36	0.30
OD	5793.78	5316.01	2618.76	208.28	19.02	4.70	1.61	0.51	0.36	0.30



H[m]	D[m]	Max lux	Med lux	Alpha=14.1°+14.1°	G=0.0
1.00	0.50	5794	3595		
2.00	1.01	1448	899		
3.00	1.51	644	399		
4.00	2.01	362	225		
5.00	2.52	232	144		