

Luminaire

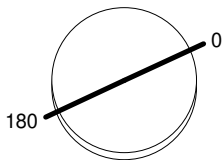
Code CA30101+AP91400
 Name GOPLE 80 S / TRK16 48V 2700K FL BCO + VECTOR 55 - ANTI-DUZZLE LOUVRE

Measurement

Code FTS2200043
 Name GOPLE 80 S / TRK16 48V 2700K FL BCO + VECTOR 55 - ANTI-DUZZLE LOUVRE

Luminaire Flux	960 lm	Luminaire Power	23.0 W	Efficacy	41.759 lm/W	Efficiency	100.00%
Source Flux	960 lm	Maximum value	6688.13 cd/klm	Position	C=0.00 G=0.00	CG	Rotosymmetrical
Round Luminaire		Diam.	77 mm	Height	150 mm		
Round Luminous Area		Diam.	46 mm	Height	0 mm		
Horizontal Luminous Area			0.001662 m2	Emitting area on Plane 180°			0.000000 m2
Emitting area on Plane 0°			0.000000 m2	Emitting area on Plane 270°			0.000000 m2
Emitting area on Plane 90°			0.000000 m2	Glare area at 76°			0.000402 m2
Coordinate system		CG		Symmetry Type		Rotosymmetrical	
Date		01-03-2022		Maximum Gamma Angle		180	
Measurement Distance		0.00		Measurement Flux		960 lm	
LED Flux=2339lm LED Power=22W Eff=41% EfcLed=108lm/W EfcLum=42lm/W CCT=2700K Ra=90 R9=50 SDCM=3 L70(6K)=50000h							
C.I.E.	100	100	100	100	100	D DIN 5040	A60
F UTE	--					B NBN	BZ 1

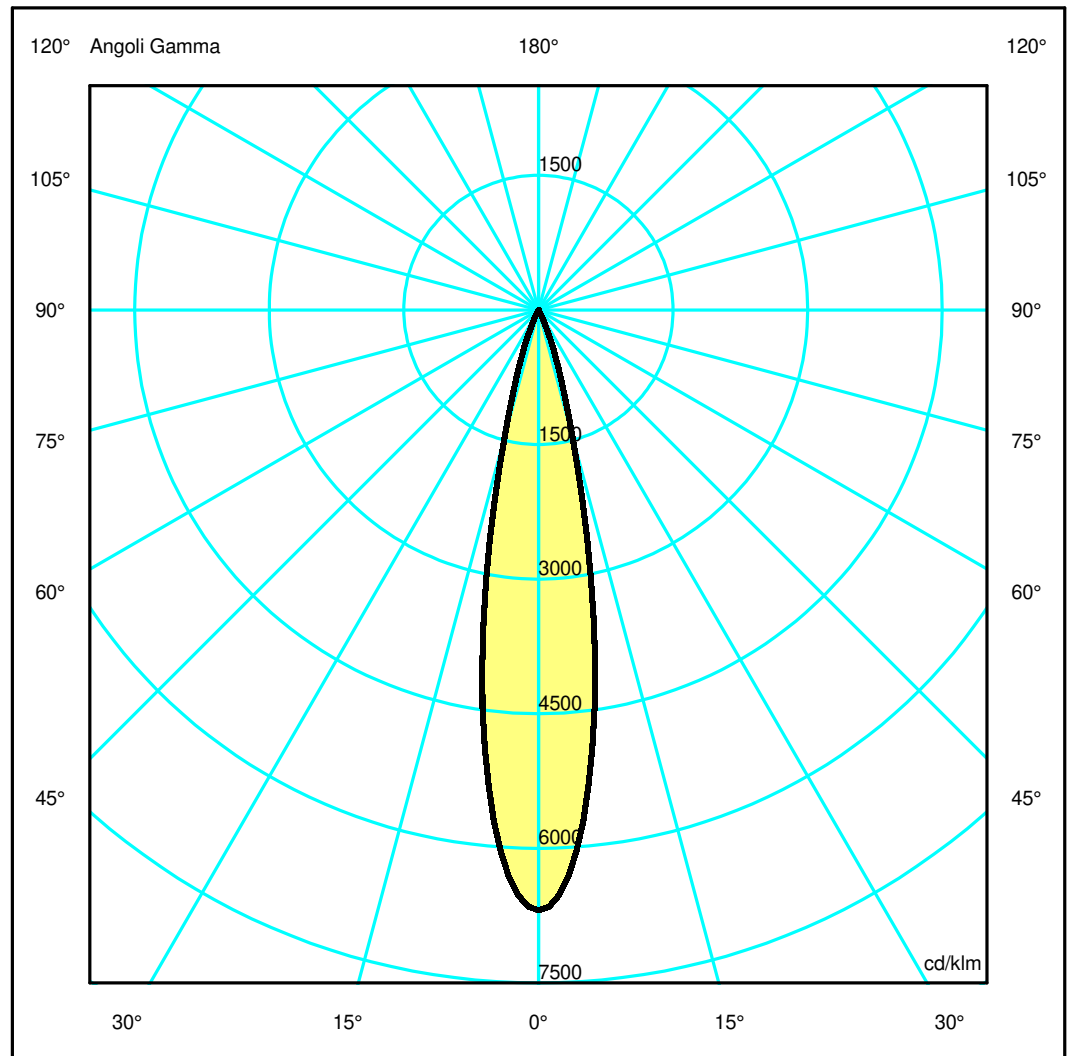
Diam=77mm



Semipiani C

180.0 ——— 0.0

ULOR 0.00 %
 DLOR 100.00 %
 RN 0.00 %



Luminaire

Code CA30101+AP91400
 Name GOPLE 80 S / TRK16 48V 2700K FL BCO + VECTOR 55 - ANTI-DUZZLE LOUVRE

Measur.

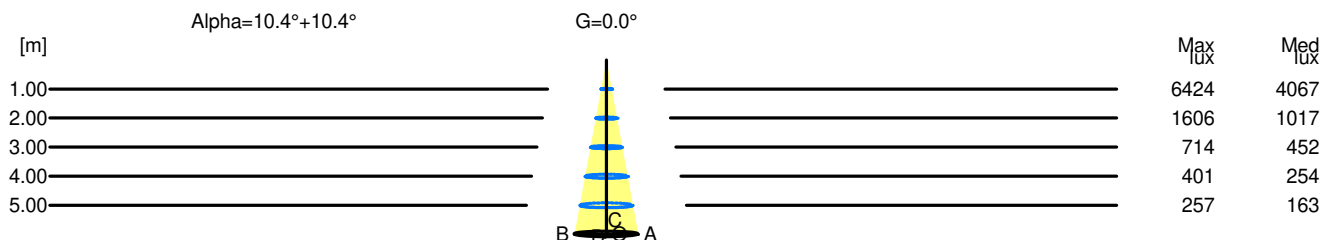
Code FTS2200043
 Name GOPLE 80 S / TRK16 48V 2700K FL BCO + VECTOR 55 - ANTI-DUZZLE LOUVRE

Luminaire Flux	960 lm	Luminaire Power	23.0 W	Efficacy	41.759 lm/W	Efficiency	100.00%
Source Flux	960 lm	Maximum value	6688.13 cd/klm	Position	C=0.00 G=0.00	CG	Rotosymmetrical
Round Luminaire		Diam.	77 mm	Height	150 mm		
Round Luminous Area		Diam.	46 mm	Height	0 mm		
Horizontal Luminous Area		0.001662 m ²		Emitting area on Plane 180°		0.000000 m ²	
Emitting area on Plane 0°		0.000000 m ²		Emitting area on Plane 270°		0.000000 m ²	
Emitting area on Plane 90°		0.000000 m ²		Glare area at 76°		0.000402 m ²	
Coordinate system		CG		Symmetry Type		Rotosymmetrical	
Date		01-03-2022		Maximum Gamma Angle		180	
Measurement Distance		0.00		Measurement Flux		960 lm	
LED Flux=2339lm LED Power=22W Eff=41% EfcLed=108lm/W EfcLum=42lm/W CCT=2700K Ra=90 R9=50 SDCM=3 L70(6K)=50000h							
C.I.E.	100	100	100	100	100	D DIN 5040	A60
F UTE	--					B NBN	BZ 1

Width at 50.00 % of Max Intensity

H[m]	1.00	2.00	3.00	4.00	5.00	H[m]	1.00	2.00	3.00	4.00	5.00
OA	0.18	0.37	0.55	0.74	0.92	OC	0.18	0.37	0.55	0.74	0.92
OB	0.18	0.37	0.55	0.74	0.92	OD	0.18	0.37	0.55	0.74	0.92

	Luminous Intensities [cd/klm]									
	0	5	15	25	35	45	55	65	75	85
OA	6423.62	5487.77	1406.35	128.91	12.46	3.42	1.20	0.38	0.29	0.21
OB	6423.62	5487.77	1406.35	128.91	12.46	3.42	1.20	0.38	0.29	0.21
OC	6423.62	5487.77	1406.35	128.91	12.46	3.42	1.20	0.38	0.29	0.21
OD	6423.62	5487.77	1406.35	128.91	12.46	3.42	1.20	0.38	0.29	0.21



H[m]	D[m]	Max lux	Med lux	Alpha=10.4°+10.4°	G=0.0
1.00	0.37	6424	4067		
2.00	0.74	1606	1017		
3.00	1.10	714	452		
4.00	1.47	401	254		
5.00	1.84	257	163		