

## Luminaire

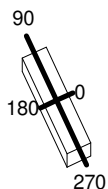
Code CD011004+BZ05904  
 Name A.39 SHARP REFR RCS 4K 1200X300 ND NRO + A.39 S/C SHARP REFR KIT LOUVRES 1184 NRO

## Measurement

Code FTS2200020-A  
 Name A.39 SHARP REFR RCS 4K 1200X300 ND NRO + A.39 S/C SHARP REFR KIT LOUVRES 1184 NRO

Luminaire Flux	4721 lm	Luminaire Power	35.0 W	Efficacy	134.886 lm/W	Efficiency	100.00%
Source Flux	4721 lm	Maximum value	1170.52 cd/klm	Position	C=5.00 G=1.00	CG	Double Symmetrical
Rectangular Luminaire		Length	1200 mm	Width	300 mm	Height	30 mm
Rectangular Luminous Area		Length	560 mm	Width	70 mm	Height	0 mm
Horizontal Luminous Area		0.039200 m <sup>2</sup>		Emitting area on Plane 180°		0.000000 m <sup>2</sup>	
Emitting area on Plane 0°		0.000000 m <sup>2</sup>		Emitting area on Plane 270°		0.000000 m <sup>2</sup>	
Emitting area on Plane 90°		0.000000 m <sup>2</sup>		Glare area at 76°		0.009483 m <sup>2</sup>	
Coordinate system		CG		Symmetry Type		Double Symmetrical	
Date		08-11-2023		Maximum Gamma Angle		180	
Measurement Distance		0.00		Measurement Flux		4721 lm	
LED Flux=5867lm LED Power=31W Eff=80% EfcLed=188lm/W EfcLum=135lm/W CCT=4000K Ra=90 R9=50 SDCM=3 L70(6K)=50000h							
C.I.E.	98	100	100	100	D DIN 5040	A60	
F UTE	--				B NBN	BZ 1	

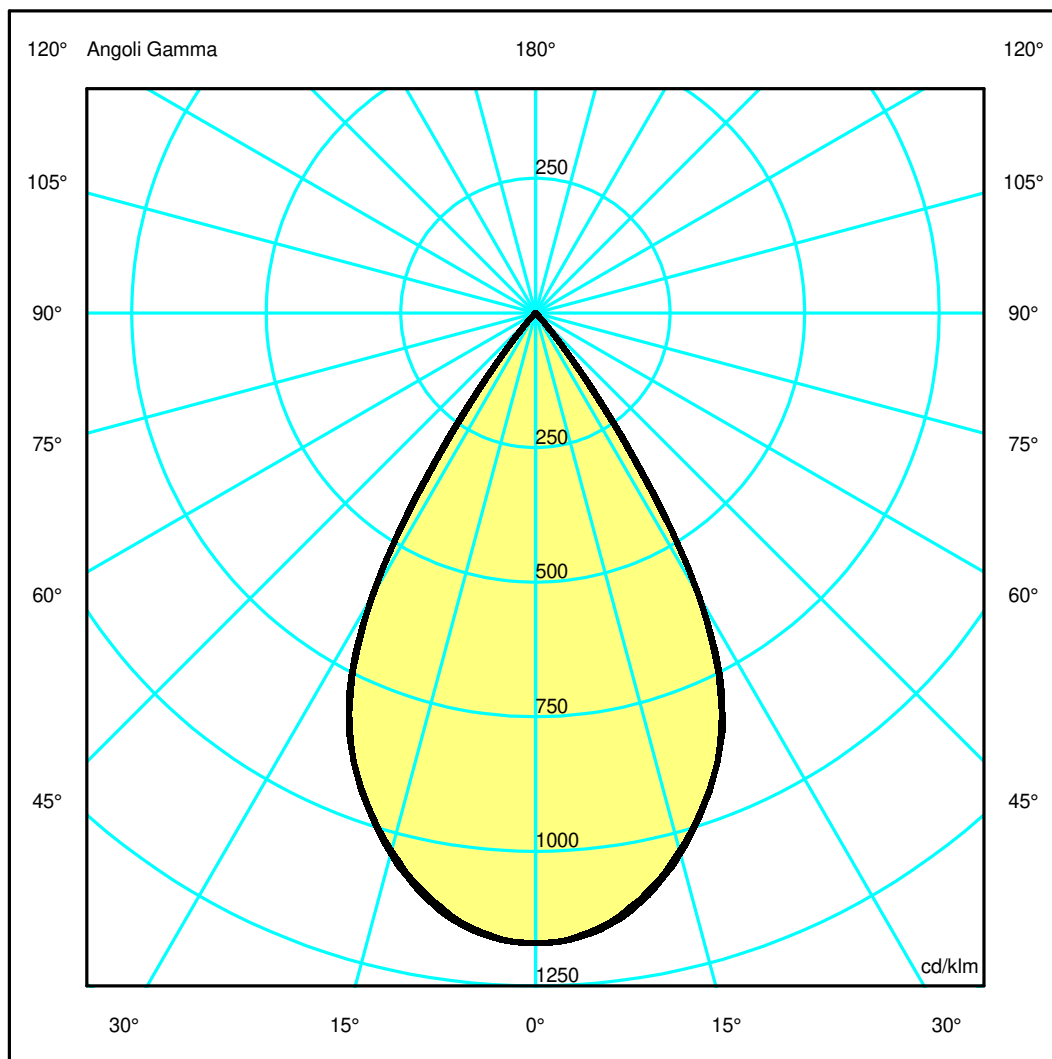
1200mm x 300mm



Sempiani C

180.0 — 0.0  
 270.0 — 90.0

ULOR 0.00 %  
 DLOR 100.00 %  
 RN 0.00 %



## Luminaire

Code CD011004+BZ05904  
 Name A.39 SHARP REFR RCS 4K 1200X300 ND NRO + A.39 S/C SHARP REFR KIT LOUVRES 1184 NRO

## Measurerm.

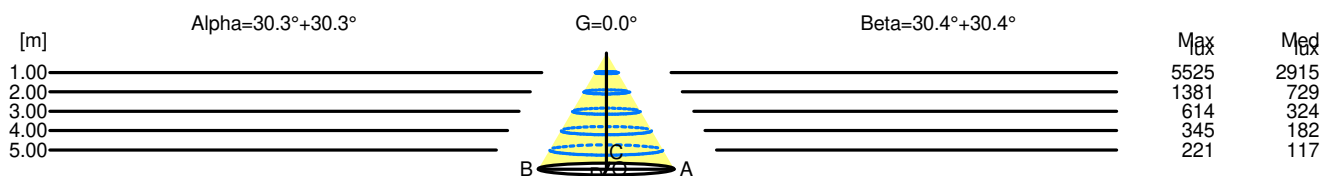
Code FTS2200020-A  
 Name A.39 SHARP REFR RCS 4K 1200X300 ND NRO + A.39 S/C SHARP REFR KIT LOUVRES 1184 NRO

Luminaire Flux	4721 lm	Luminaire Power	35.0 W	Efficacy	134.886 lm/W	Efficiency	100.00%
Source Flux	4721 lm	Maximum value	1170.52 cd/klm	Position	C=5.00 G=1.00	CG	Double Symmetrical
Rectangular Luminaire		Length	1200 mm	Width	300 mm	Height	30 mm
Rectangular Luminous Area		Length	560 mm	Width	70 mm	Height	0 mm
Horizontal Luminous Area		0.039200 m2		Emitting area on Plane 180°		0.000000 m2	
Emitting area on Plane 0°		0.000000 m2		Emitting area on Plane 270°		0.000000 m2	
Emitting area on Plane 90°		0.000000 m2		Glare area at 76°		0.009483 m2	
Coordinate system		CG		Symmetry Type		Double Symmetrical	
Date		08-11-2023		Maximum Gamma Angle		180	
Measurement Distance		0.00		Measurement Flux		4721 lm	
LED Flux=5867lm LED Power=31W Eff=80% EfcLed=188lm/W EfcLum=135lm/W CCT=4000K Ra=90 R9=50 SDCM=3 L70(6K)=50000h							
C.I.E.	98	100	100	100	100	D DIN 5040	A60
F UTE	--					B NBN	BZ 1

### Width at 50.00 % of Max Intensity

H[m]	1.00	2.00	3.00	4.00	5.00	H[m]	1.00	2.00	3.00	4.00	5.00
OA	0.59	1.17	1.76	2.34	2.93	OC	0.59	1.17	1.76	2.35	2.93
OB	0.59	1.17	1.76	2.34	2.93	OD	0.59	1.17	1.76	2.35	2.93

	Luminous Intensities [ cd/klm]									
	0	5	15	25	35	45	55	65	75	85
OA	5525.33	5449.28	4884.81	3878.04	1250.20	39.23	7.99	1.82	1.21	0.95
OB	5525.33	5449.28	4884.81	3878.04	1250.20	39.23	7.99	1.82	1.21	0.95
OC	5525.33	5462.97	4904.04	3865.07	1325.07	41.41	8.97	1.98	1.27	1.00
OD	5525.33	5462.97	4904.04	3865.07	1325.07	41.41	8.97	1.98	1.27	1.00



H[m]	D[m]	Max lux	Med lux	Alpha=30.3°+30.3°	G=0.0
1.00	1.17	5525	2915		
2.00	2.34	1381	729		
3.00	3.51	614	324		
4.00	4.68	345	182		
5.00	5.85	221	117		

H[m]	D[m]	Max lux	Med lux	Beta=30.4°+30.4°	G=0.0
1.00	1.17	5525	2915		
2.00	2.35	1381	729		
3.00	3.52	614	324		
4.00	4.69	345	182		
5.00	5.86	221	117		