

Luminaire

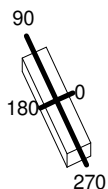
Code CD013104IN0+BZ05904
 Name A.39 SHARP REFR RCS WI 1200X300 DALI NRO + A.39 S\C SHARP REFR KIT LOUVRES 1184 NRO

Measurement

Code FTS2200022-A
 Name A.39 SHARP REFR RCS WI 1200X300 DALI NRO + A.39 S\C SHARP REFR KIT LOUVRES 1184 NRO

Luminaire Flux	4671 lm	Luminaire Power	35.0 W	Efficacy	133.463 lm/W	Efficiency	100.00%
Source Flux	4671 lm	Maximum value	1170.52 cd/klm	Position	C=5.00 G=1.00	CG	Double Symmetrical
Rectangular Luminaire		Length	1200 mm	Width	300 mm	Height	30 mm
Rectangular Luminous Area		Length	560 mm	Width	70 mm	Height	0 mm
Horizontal Luminous Area		0.039200 m2		Emitting area on Plane 180°		0.000000 m2	
Emitting area on Plane 0°		0.000000 m2		Emitting area on Plane 270°		0.000000 m2	
Emitting area on Plane 90°		0.000000 m2		Glare area at 76°		0.009483 m2	
Coordinate system		CG		Symmetry Type		Double Symmetrical	
Date		01-12-2022		Maximum Gamma Angle		180	
Measurement Distance		0.00		Measurement Flux		4671 lm	
LED Flux=5805lm LED Power=31W Eff=80% EfcLed=186lm/W EfcLum=133lm/W CCT=5000K Ra=90 R9=50 SDCM=3 L70(6K)=50000h							
C.I.E.	98	100	100	100	D DIN 5040	A60	
F UTE	--				B NBN	BZ 1	

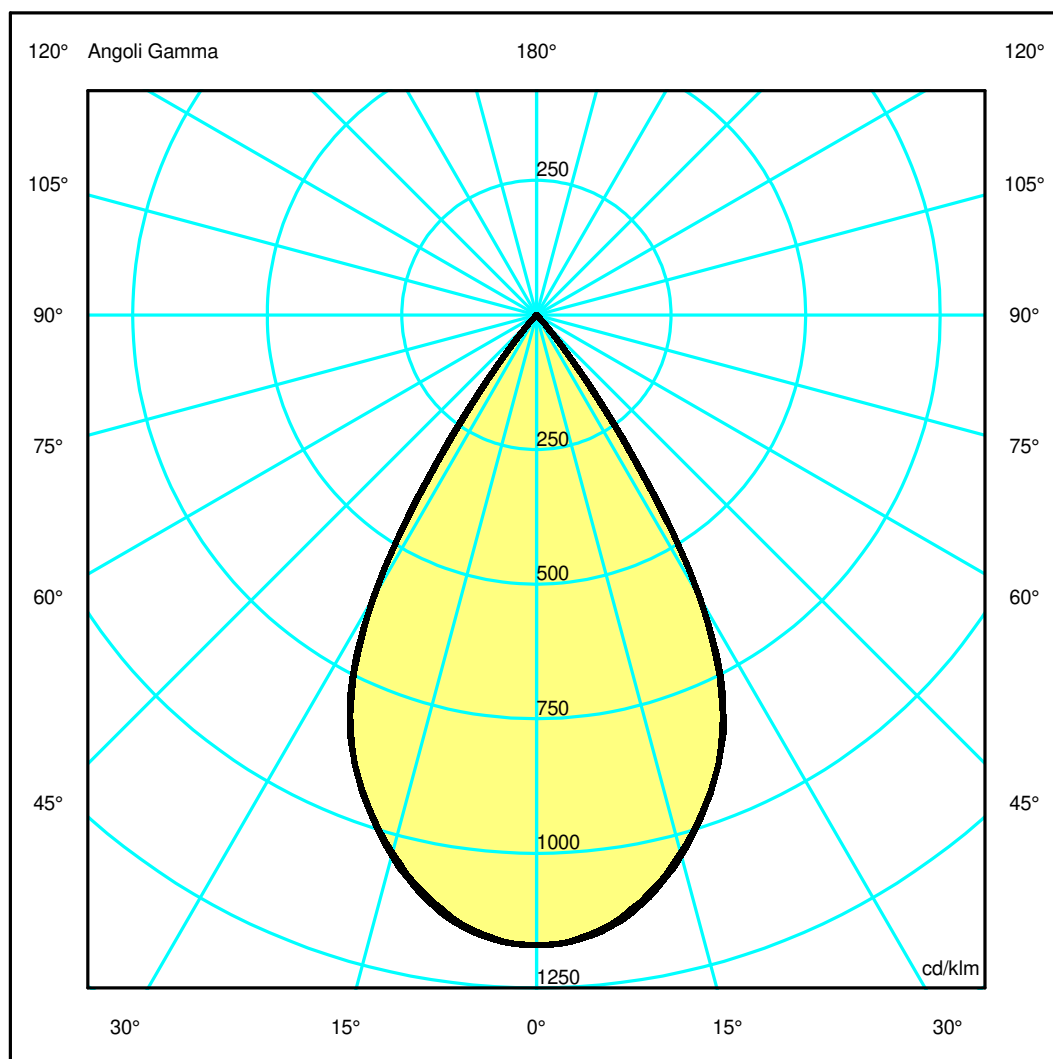
1200mm x 300mm



Semipiani C

180.0 — 0.0
 270.0 — 90.0

ULOR 0.00 %
 DLOR 100.00 %
 RN 0.00 %



Luminaire

Code CD013104IN0+BZ05904
 Name A.39 SHARP REFR RCS WI 1200X300 DALI NRO + A.39 S\C SHARP REFR KIT LOUVRES 1184 NRO

Measurement

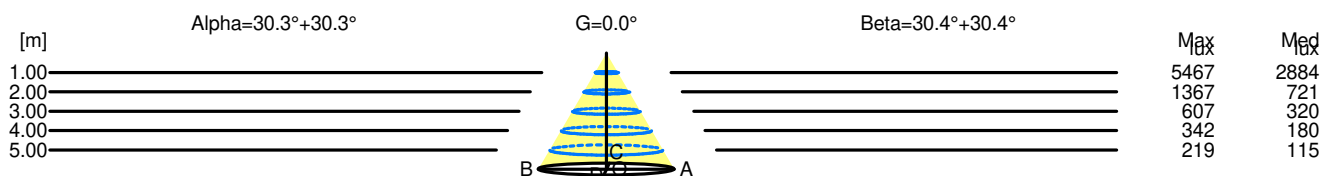
Code FTS2200022-A
 Name A.39 SHARP REFR RCS WI 1200X300 DALI NRO + A.39 S\C SHARP REFR KIT LOUVRES 1184 NRO

Luminaire Flux	4671 lm	Luminaire Power	35.0 W	Efficacy	133.463 lm/W	Efficiency	100.00%
Source Flux	4671 lm	Maximum value	1170.52 cd/klm	Position	C=5.00 G=1.00	CG	Double Symmetrical
Rectangular Luminaire		Length	1200 mm	Width	300 mm	Height	30 mm
Rectangular Luminous Area		Length	560 mm	Width	70 mm	Height	0 mm
Horizontal Luminous Area		0.039200 m2		Emitting area on Plane 180°	0.000000 m2		
Emitting area on Plane 0°		0.000000 m2		Emitting area on Plane 270°	0.000000 m2		
Emitting area on Plane 90°		0.000000 m2		Glare area at 76°	0.009483 m2		
Coordinate system		CG		Symmetry Type	Double Symmetrical		
Date		01-12-2022		Maximum Gamma Angle	180		
Measurement Distance		0.00		Measurement Flux	4671 lm		
LED Flux=5805lm LED Power=31W Eff=80% EfcLed=186lm/W EfcLum=133lm/W CCT=5000K Ra=90 R9=50 SDCM=3 L70(6K)=50000h							
C.I.E.	98	100	100	100	D DIN 5040	A60	
F UTE	--				B NBN	BZ 1	

Width at 50.00 % of Max Intensity

H[m]	1.00	2.00	3.00	4.00	5.00	H[m]	1.00	2.00	3.00	4.00	5.00
OA	0.59	1.17	1.76	2.34	2.93	OC	0.59	1.17	1.76	2.35	2.93
OB	0.59	1.17	1.76	2.34	2.93	OD	0.59	1.17	1.76	2.35	2.93

	Luminous Intensities [cd/klm]									
	0	5	15	25	35	45	55	65	75	85
OA	5467.05	5391.80	4833.28	3837.13	1237.01	38.82	7.90	1.80	1.20	0.94
OB	5467.05	5391.80	4833.28	3837.13	1237.01	38.82	7.90	1.80	1.20	0.94
OC	5467.05	5405.34	4852.31	3824.30	1311.09	40.97	8.87	1.96	1.26	0.98
OD	5467.05	5405.34	4852.31	3824.30	1311.09	40.97	8.87	1.96	1.26	0.98



H[m]	D[m]	Max lux	Med lux	Alpha=30.3°+30.3°	G=0.0
1.00	1.17	5467	2884		
2.00	2.34	1367	721		
3.00	3.51	607	320		
4.00	4.68	342	180		
5.00	5.85	219	115		

H[m]	D[m]	Max lux	Med lux	Beta=30.4°+30.4°	G=0.0
1.00	1.17	5467	2884		
2.00	2.35	1367	721		
3.00	3.52	607	320		
4.00	4.69	342	180		
5.00	5.86	219	115		