

## Luminaire

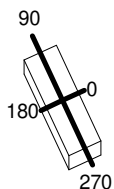
Code CE13304+BZ07104  
 Name SHARP REFRACTIVE TRIM 4 UNIT 4000K WF NRO + SHARP REFRACTIVE KIT LOUVRES 1 UNIT NRO

## Measurement

Code FTS2200291-A  
 Name SHARP REFRACTIVE TRIM 4 UNIT 4000K WF NRO + SHARP REFRACTIVE KIT LOUVRES 1 UNIT NRO

Luminaire Flux	1079 lm	Luminaire Power	8.0 W	Efficacy	134.875 lm/W	Efficiency	100.00%
Source Flux	1079 lm	Maximum value	1156.50 cd/klm	Position	C=0.00 G=0.00	CG	Double Symmetrical
Rectangular Luminaire		Length	164 mm	Width	55 mm	Height	55 mm
Rectangular Luminous Area		Length	140 mm	Width	35 mm	Height	0 mm
Horizontal Luminous Area		0.004900 m2		Emitting area on Plane 180°		0.000000 m2	
Emitting area on Plane 0°		0.000000 m2		Emitting area on Plane 270°		0.000000 m2	
Emitting area on Plane 90°		0.000000 m2		Glare area at 76°		0.001185 m2	
Coordinate system		CG		Symmetry Type		Double Symmetrical	
Date		29-09-2023		Maximum Gamma Angle		180	
Measurement Distance		0.00		Measurement Flux		1079 lm	
LED Flux=1341lm LED Power=8W Eff=80% EfcLed=168lm/W EfcLum=135lm/W CCT=4000K Ra=90 SDCM=3 L70(6K)=50000h							
C.I.E.	98 100 100 100 100			D DIN 5040	A60		
F UTE	--			B NBN	BZ 1		

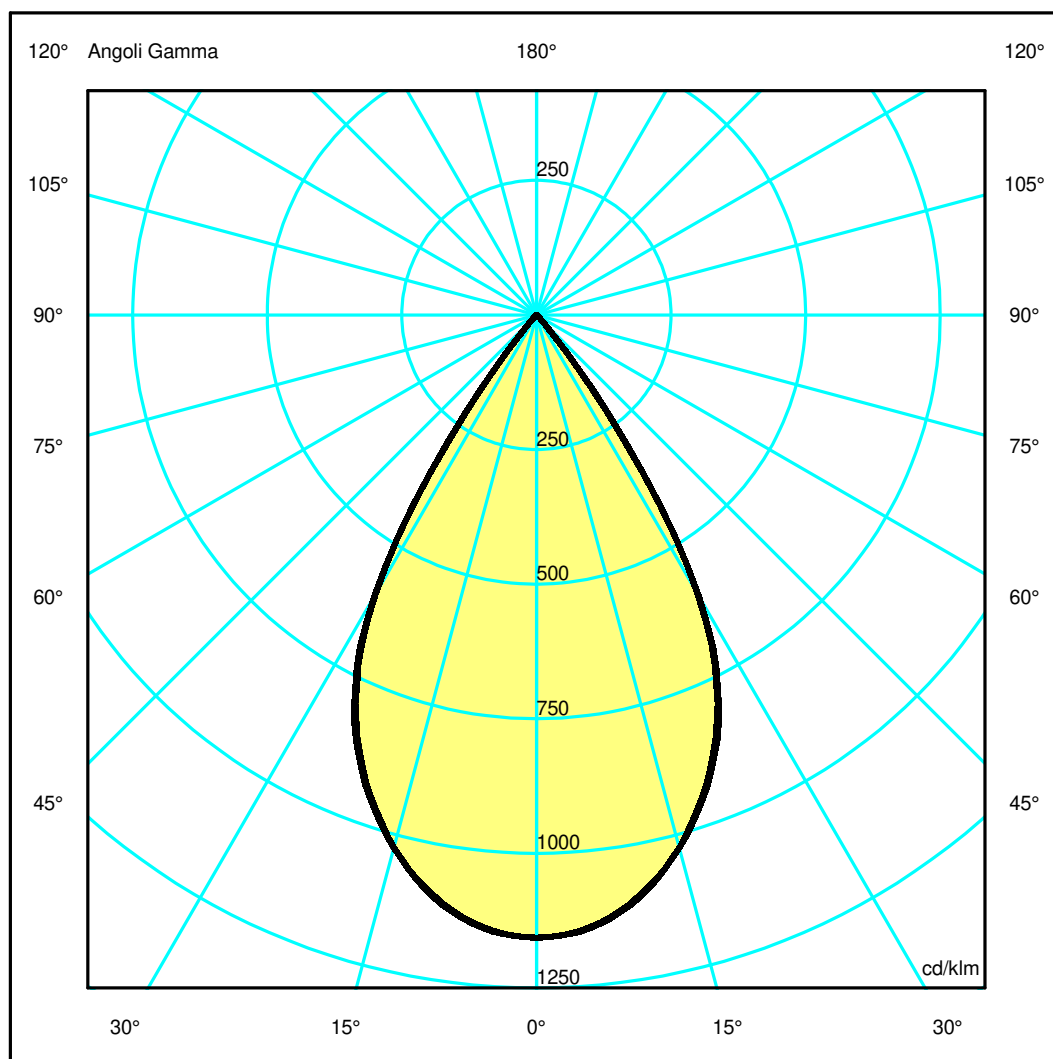
164mm x 55mm



Semipiani C

180.0 — 0.0  
 270.0 — 90.0

ULOR 0.00 %  
 DLOR 100.00 %  
 RN 0.00 %



## Luminaire

Code CE13304+BZ07104  
 Name SHARP REFRACTIVE TRIM 4 UNIT 4000K WF NRO + SHARP REFRACTIVE KIT LOUVRES 1 UNIT NRO

## Measurement

Code FTS2200291-A  
 Name SHARP REFRACTIVE TRIM 4 UNIT 4000K WF NRO + SHARP REFRACTIVE KIT LOUVRES 1 UNIT NRO

Luminaire Flux	1079 lm	Luminaire Power	8.0 W	Efficacy	134.875 lm/W	Efficiency	100.00%
Source Flux	1079 lm	Maximum value	1156.50 cd/klm	Position	C=0.00 G=0.00	CG	Double Symmetrical
Rectangular Luminaire		Length	164 mm	Width	55 mm	Height	55 mm
Rectangular Luminous Area		Length	140 mm	Width	35 mm	Height	0 mm
Horizontal Luminous Area		0.004900 m2		Emitting area on Plane 180°		0.000000 m2	
Emitting area on Plane 0°		0.000000 m2		Emitting area on Plane 270°		0.000000 m2	
Emitting area on Plane 90°		0.000000 m2		Glare area at 76°		0.001185 m2	
Coordinate system		CG		Symmetry Type		Double Symmetrical	
Date		29-09-2023		Maximum Gamma Angle		180	
Measurement Distance		0.00		Measurement Flux		1079 lm	

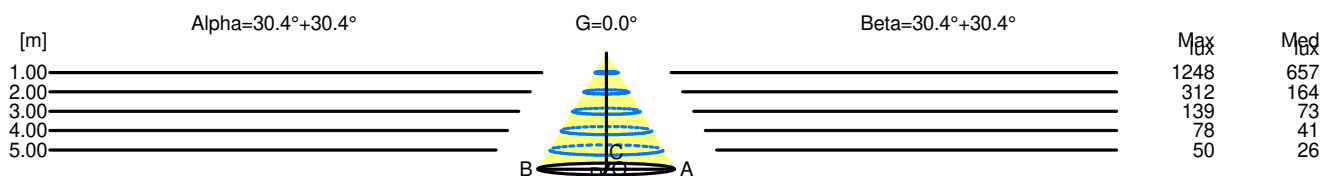
LED Flux=1341lm LED Power=8W Eff=80% EfcLed=168lm/W EfcLum=135lm/W CCT=4000K Ra=90 SDCM=3 L70(6K)=50000h

C.I.E.	98	100	100	100	100	D DIN 5040	A60
F UTE	--					B NBN	BZ 1

### Width at 50.00 % of Max Intensity

H[m]	1.00	2.00	3.00	4.00	5.00	H[m]	1.00	2.00	3.00	4.00	5.00
OA	0.59	1.18	1.76	2.35	2.94	OC	0.59	1.17	1.76	2.34	2.93
OB	0.59	1.18	1.76	2.35	2.94	OD	0.59	1.17	1.76	2.34	2.93

	Luminous Intensities [ cd/klm ]									
	0	5	15	25	35	45	55	65	75	85
OA	1247.86	1231.48	1105.03	864.80	303.53	10.44	2.34	0.72	0.47	0.28
OB	1247.86	1231.48	1105.03	864.80	303.53	10.44	2.34	0.72	0.47	0.28
OC	1247.86	1233.24	1105.57	859.23	310.61	10.54	2.52	0.70	0.43	0.27
OD	1247.86	1233.24	1105.57	859.23	310.61	10.54	2.52	0.70	0.43	0.27



H[m]	D[m]	Max lux	Med lux	Alpha=30.4°+30.4°	G=0.0
1.00	1.18	1248	657		
2.00	2.35	312	164		
3.00	3.53	139	73		
4.00	4.70	78	41		
5.00	5.88	50	26		

H[m]	D[m]	Max lux	Med lux	Beta=30.4°+30.4°	G=0.0
1.00	1.17	1248	657		
2.00	2.34	312	164		
3.00	3.52	139	73		
4.00	4.69	78	41		
5.00	5.86	50	26		