

Luminaire

Code CM101104
Name A.39 MICRO REFR.1184 DIR 940 DALI NR/NR

Measurement

Code FTS2400092
Name A.39 MICRO REFR.1184 DIR 940 DALI NR/NR

Luminaire Flux	2806 lm	Luminaire Power	19.0 W	Efficacy	147.684 lm/W	Efficiency	100.00%
Source Flux	2806 lm	Maximum value	922.70 cd/klm	Position	C=70.00 G=1.00	CG	Double Symmetrical
Rectangular Luminaire		Length	1184 mm	Width	45 mm	Height	85 mm
Rectangular Luminous Area		Length	1088 mm	Width	34 mm	Height	0 mm
Horizontal Luminous Area		0.036992 m2		Emitting area on Plane 180°	0.000000 m2		
Emitting area on Plane 0°		0.000000 m2		Emitting area on Plane 270°	0.000000 m2		
Emitting area on Plane 90°		0.000000 m2		Glare area at 76°	0.008949 m2		
Coordinate system		CG		Symmetry Type	Double Symmetrical		
Date		25-03-2024		Maximum Gamma Angle	180		
Measurement Distance		0.00		Measurement Flux	2806 lm		


LED Flux=3322lm LED Power=18W Eff=84% EfcLed=190lm/W EfcLum=148lm/W CCT=4000K Ra=90 SDCM=3 L70(17k)=102000h

C.I.E. 100 100 100 100 100
F UTE --

D DIN 5040
B NBN

A60
BZ 1

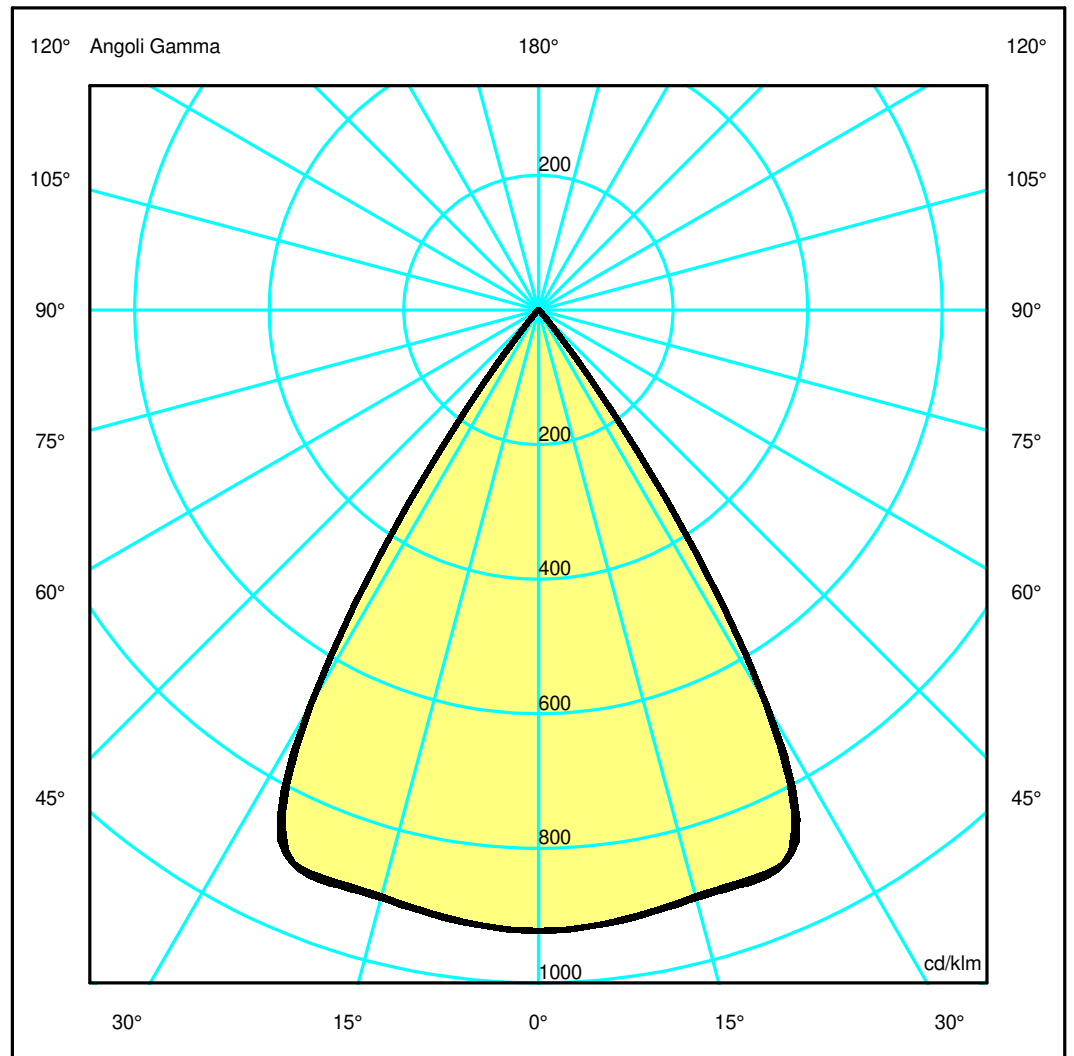
1184mm x 45mm



Semipiani C

180.0 — 0.0
270.0 — 90.0

ULOR 0.00 %
DLOR 100.00 %
RN 0.00 %



Luminaire

Code CM101104
Name A.39 MICRO REFR.1184 DIR 940 DALI NR/NR

Measurment

Code FTS2400092
Name A.39 MICRO REFR.1184 DIR 940 DALI NR/NR

Luminaire Flux	2806 lm	Luminaire Power	19.0 W	Efficacy	147.684 lm/W	Efficiency	100.00%
Source Flux	2806 lm	Maximum value	922.70 cd/klm	Position	C=70.00 G=1.00	CG	Double Symmetrical
Rectangular Luminaire		Length	1184 mm	Width	45 mm	Height	85 mm
Rectangular Luminous Area		Length	1088 mm	Width	34 mm	Height	0 mm
Horizontal Luminous Area		0.036992 m2		Emitting area on Plane 180°		0.000000 m2	
Emitting area on Plane 0°		0.000000 m2		Emitting area on Plane 270°		0.000000 m2	
Emitting area on Plane 90°		0.000000 m2		Glare area at 76°		0.008949 m2	
Coordinate system		CG		Symmetry Type		Double Symmetrical	
Date		25-03-2024		Maximum Gamma Angle		180	
Measurement Distance		0.00		Measurement Flux		2806 lm	

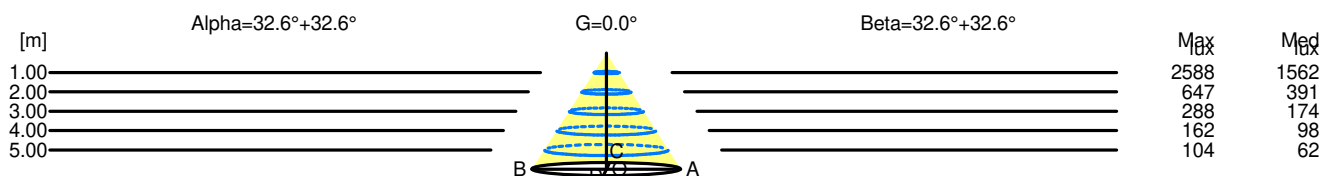
LED Flux=3322lm LED Power=18W Eff=84% EfcLed=190lm/W EfcLum=148lm/W CCT=4000K Ra=90 SDCM=3 L70(17k)=102000h

C.I.E.	100	100	100	100	100	D DIN 5040	A60
F UTE	--					B NBN	BZ 1

Width at 50.00 % of Max Intensity

H[m]	1.00	2.00	3.00	4.00	5.00	H[m]	1.00	2.00	3.00	4.00	5.00
OA	0.64	1.28	1.92	2.56	3.20	OC	0.64	1.28	1.92	2.56	3.20
OB	0.64	1.28	1.92	2.56	3.20	OD	0.64	1.28	1.92	2.56	3.20

	Luminous Intensities [cd/klm]									
	0	5	15	25	35	45	55	65	75	85
OA	2587.59	2577.44	2530.17	2498.16	716.43	23.42	6.52	1.61	1.02	0.63
OB	2587.59	2577.44	2530.17	2498.16	716.43	23.42	6.52	1.61	1.02	0.63
OC	2587.59	2578.14	2537.82	2489.95	723.50	25.06	7.50	1.78	1.04	0.66
OD	2587.59	2578.14	2537.82	2489.95	723.50	25.06	7.50	1.78	1.04	0.66



H[m]	D[m]	Max lux	Med lux	Alpha=32.6°+32.6°	G=0.0
1.00	1.28	2588	1562		
2.00	2.56	647	391		
3.00	3.84	288	174		
4.00	5.12	162	98		
5.00	6.40	104	62		

H[m]	D[m]	Max lux	Med lux	Beta=32.6°+32.6°	G=0.0
1.00	1.28	2588	1562		
2.00	2.56	647	391		
3.00	3.84	288	174		
4.00	5.12	162	98		
5.00	6.40	104	62		