

Luminaire

Code CM510141
 Name A.39 MICRO REFR.2960 DI/IN 930 DAL NR/BC

Measurement

Code FTS2400090
 Name A.39 MICRO REFR.2960 DI/IN 930 DAL NR/BC


Luminaire Flux	12360 lm	Luminaire Power	86.0 W	Efficacy	143.721 lm/W	Efficiency	100.00%
Source Flux	12360 lm	Maximum value	523.76 cd/klm	Position	C=70.00 G=1.00	CG	Double Symmetrical
Rectangular Luminaire	Length	2960 mm	Width	45 mm	Height	85 mm	
Rectangular Luminous Area	Length	2720 mm	Width	34 mm	Height	0 mm	
Horizontal Luminous Area	0.092480 m2		Emitting area on Plane 180°		0.000000 m2		
Emitting area on Plane 0°	0.000000 m2		Emitting area on Plane 270°		0.000000 m2		
Emitting area on Plane 90°	0.000000 m2		Glare area at 76°		0.022373 m2		
Coordinate system	CG		Symmetry Type		Double Symmetrical		
Date	25-03-2024		Maximum Gamma Angle		180		
Measurement Distance	0.00		Measurement Flux		12360 lm		

LED Flux=14919lm LED Power=79W Eff=83% EfcLed=189lm/W EfcLum=144lm/W CCT=3000K Ra=90 SDCM=3 L70(17k)=102000h

C.I.E. 100 100 100 57 100
 F UTE --

D DIN 5040
 B NBN
 C61
 BZ 1

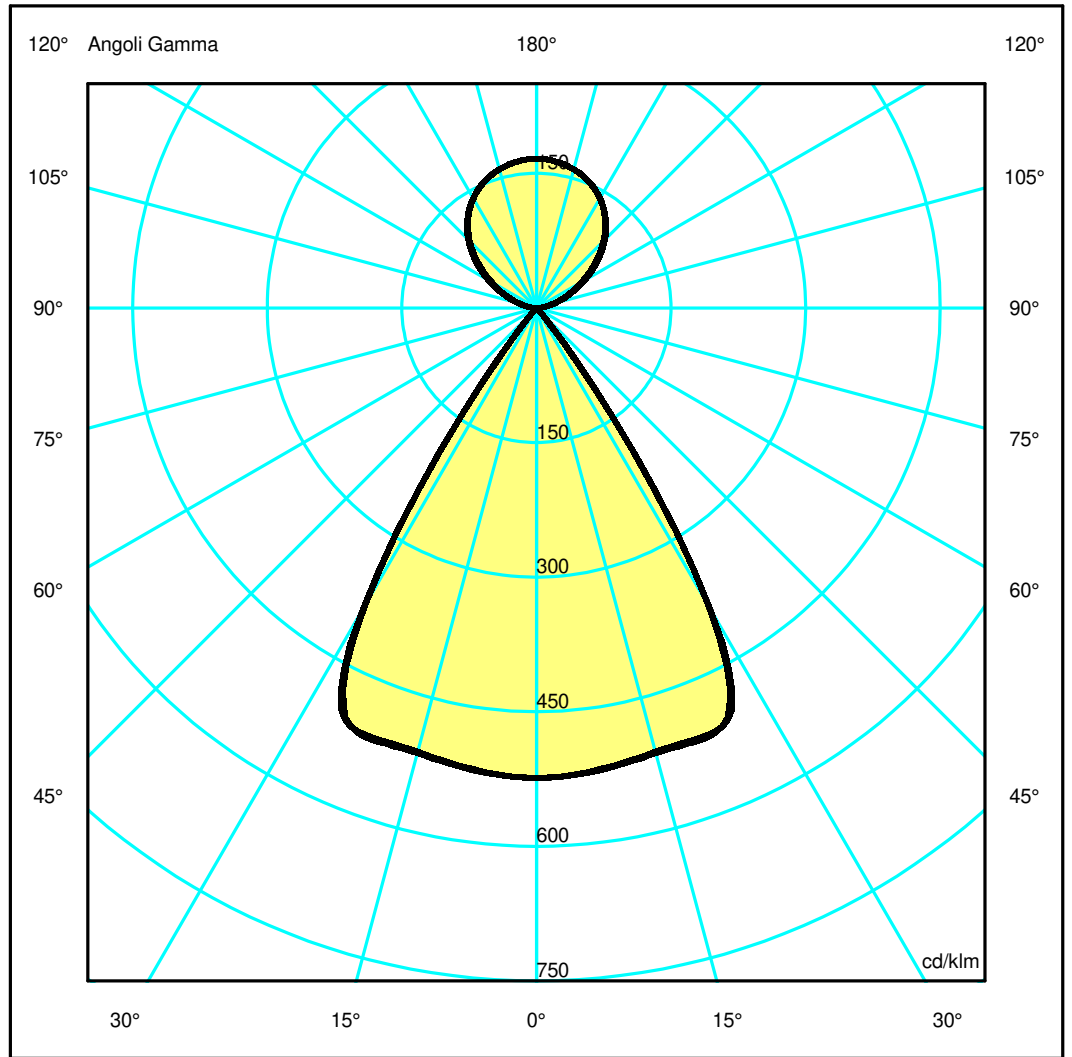
2960mm x 45mm



Semipiani C

180.0 — 0.0
 270.0 — 90.0

ULOR 43.23 %
 DLOR 56.77 %
 RN 43.23 %



Luminaire

Code CM510141
 Name A.39 MICRO REFR.2960 DI/IN 930 DAL NR/BC

Measurerm.

Code FTS2400090
 Name A.39 MICRO REFR.2960 DI/IN 930 DAL NR/BC

Luminaire Flux	12360 lm	Luminaire Power	86.0 W	Efficacy	143.721 lm/W	Efficiency	100.00%
Source Flux	12360 lm	Maximum value	523.76 cd/klm	Position	C=70.00 G=1.00	CG	Double Symmetrical
Rectangular Luminaire		Length	2960 mm	Width	45 mm	Height	85 mm
Rectangular Luminous Area		Length	2720 mm	Width	34 mm	Height	0 mm
Horizontal Luminous Area		0.092480 m2		Emitting area on Plane 180°	0.000000 m2		
Emitting area on Plane 0°		0.000000 m2		Emitting area on Plane 270°	0.000000 m2		
Emitting area on Plane 90°		0.000000 m2		Glare area at 76°	0.022373 m2		
Coordinate system		CG		Symmetry Type	Double Symmetrical		
Date		25-03-2024		Maximum Gamma Angle	180		
Measurement Distance		0.00		Measurement Flux	12360 lm		

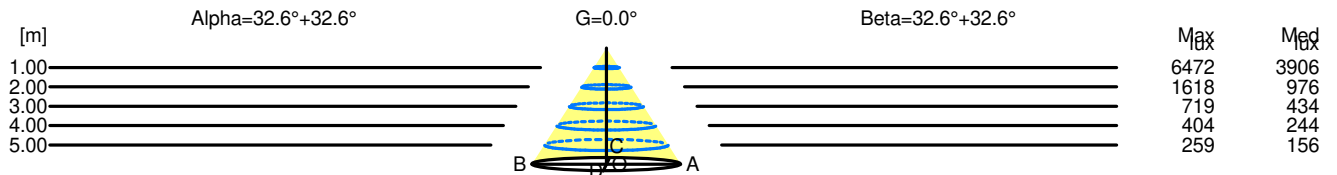
LED Flux=14919lm LED Power=79W Eff=83% EfcLed=189lm/W EfcLum=144lm/W CCT=3000K Ra=90 SDCM=3 L70(17k)=102000h

C.I.E.	100 100 100 57 100	D DIN 5040	C61
F UTE	--	B NBN	BZ 1

Width at 50.00 % of Max Intensity

H[m]	1.00	2.00	3.00	4.00	5.00	H[m]	1.00	2.00	3.00	4.00	5.00
OA	0.64	1.28	1.92	2.56	3.20	OC	0.64	1.28	1.92	2.56	3.20
OB	0.64	1.28	1.92	2.56	3.20	OD	0.64	1.28	1.92	2.56	3.20

	Luminous Intensities [cd/klm]									
	0	5	15	25	35	45	55	65	75	85
OA	6469.89	6444.51	6326.33	6246.30	1791.32	58.55	16.31	4.02	2.54	1.58
OB	6469.89	6444.51	6326.33	6246.30	1791.32	58.55	16.31	4.02	2.54	1.58
OC	6469.89	6446.26	6345.45	6225.77	1809.00	62.66	18.75	4.44	2.59	1.65
OD	6469.89	6446.26	6345.45	6225.77	1809.00	62.66	18.75	4.44	2.59	1.65



H[m]	D[m]	Max lux	Med lux	Alpha=32.6°+32.6°	G=0.0
1.00	1.28	6472	3906		
2.00	2.56	1618	976		
3.00	3.84	719	434		
4.00	5.12	404	244		
5.00	6.40	259	156		

H[m]	D[m]	Max lux	Med lux	Beta=32.6°+32.6°	G=0.0
1.00	1.28	6472	3906		
2.00	2.56	1618	976		
3.00	3.84	719	434		
4.00	5.12	404	244		
5.00	6.40	259	156		