

Luminaire

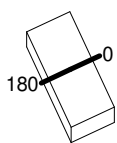
Code DAL0027L14
Name STABLIGHT S AQUAMARINE

Measurement

Code FTS1603791
Name STABLIGHT S AQUAMARINE

Luminaire Flux	1019 lm	Luminaire Power	16.5 W	Efficacy	61.727 lm/W	Efficiency	97.00%
Source Flux	1050 lm	Maximum value	2241.60 cd/klm	Position	C=0.00 G=0.00	CG	Rotosymmetrical
Rectangular Luminaire Round Luminous Area	Length Diam.	775 mm 50 mm	Width Height	350 mm 0 mm	Height	272 mm	
Horizontal Luminous Area Emitting area on Plane 0° Emitting area on Plane 90°	0.001963 m2 0.000000 m2 0.000000 m2	Emitting area on Plane 180° Emitting area on Plane 270° Glare area at 76°	0.000000 m2 0.000000 m2 0.000475 m2				
Coordinate system Date Measurement Distance	CG 20-12-2021 0.00	Symmetry Type Maximum Gamma Angle Measurement Flux	Rotosymmetrical 180 1050 lm				
Lamping=LED DIM 3x6W 36° PAR (GU10) CCT=3000K CRI=90							
C.I.E. F UTE	89 98 100 100 97 0.97 A	D DIN 5040 B NBN	A60 BZ 1				

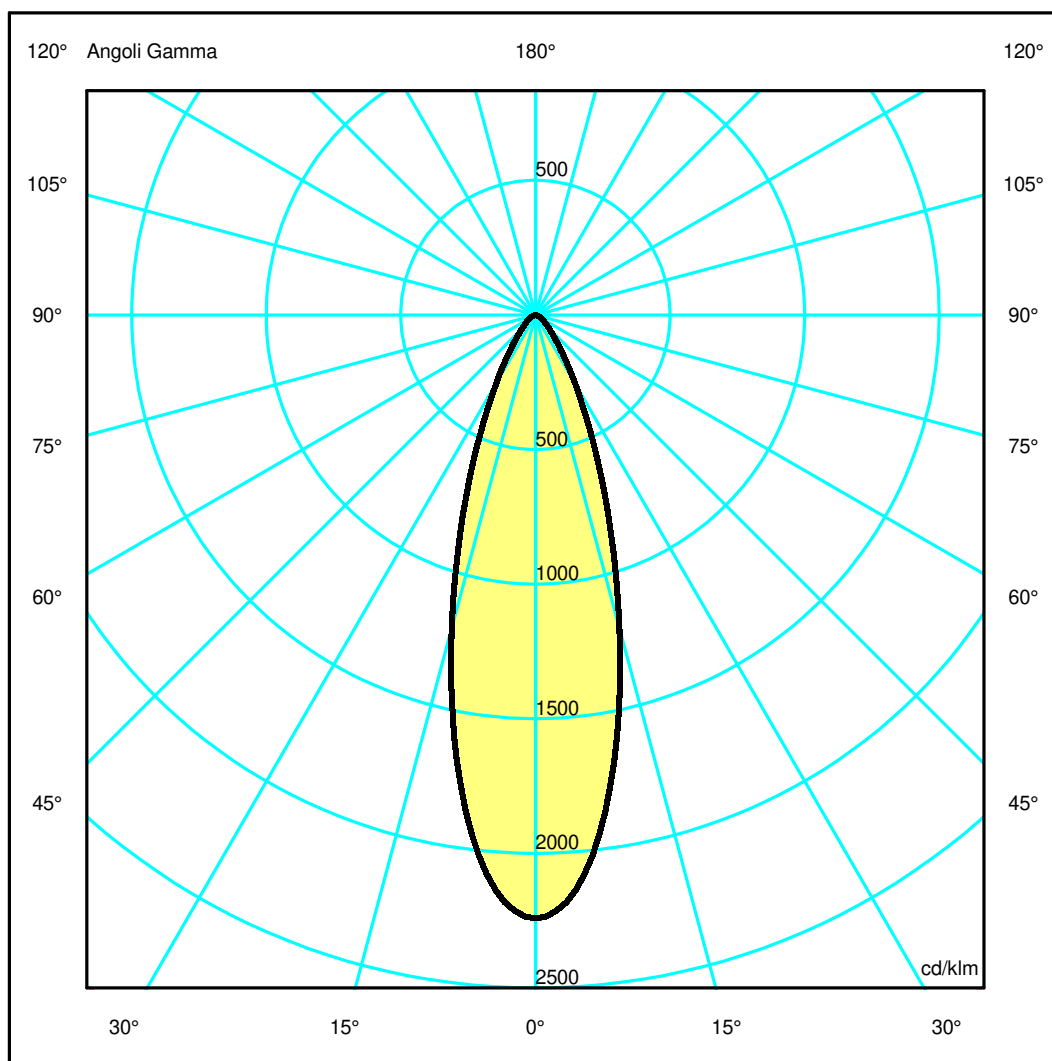
775mm x 350mm



Semipiani C

180.0 ——— 0.0

ULOR 0.01 %
DLOR 96.99 %
RN 0.01 %



Luminaire

Code DAL0027L14
Name STABLIGHT S AQUAMARINE

Measurerm.

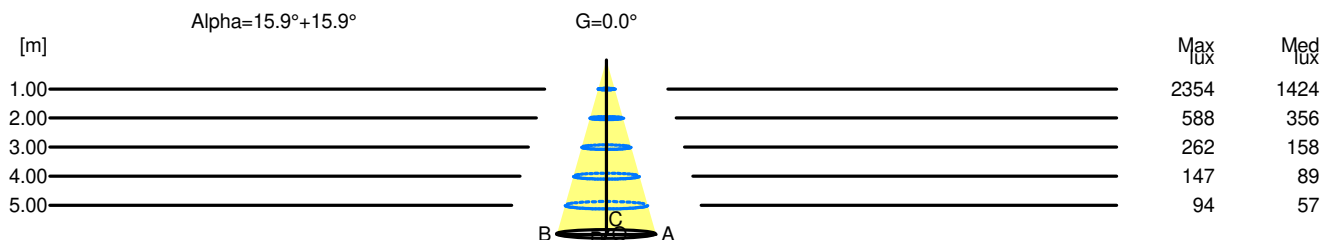
Code FTS1603791
Name STABLIGHT S AQUAMARINE

Luminaire Flux	1019 lm	Luminaire Power	16.5 W	Efficacy	61.727 lm/W	Efficiency	97.00%
Source Flux	1050 lm	Maximum value	2241.60 cd/klm	Position	C=0.00 G=0.00	CG	Rotosymmetrical
Rectangular Luminaire Round Luminous Area		Length Diam.	775 mm 50 mm	Width Height	350 mm 0 mm	Height	272 mm
Horizontal Luminous Area Emitting area on Plane 0° Emitting area on Plane 90°		0.001963 m2 0.000000 m2 0.000000 m2		Emitting area on Plane 180° Emitting area on Plane 270° Glare area at 76°		0.000000 m2 0.000000 m2 0.000475 m2	
Coordinate system Date Measurement Distance		CG 20-12-2021 0.00		Symmetry Type Maximum Gamma Angle Measurement Flux		Rotosymmetrical 180 1050 lm	
Lamping=LED DIM 3x6W 36° PAR (GU10) CCT=3000K CRI=90							
C.I.E. F UTE	89 98 100 100 97 0.97 A			D DIN 5040 B NBN	A60 BZ 1		

Width at 50.00 % of Max Intensity

H[m]	1.00	2.00	3.00	4.00	5.00	H[m]	1.00	2.00	3.00	4.00	5.00
OA	0.28	0.57	0.85	1.14	1.42	OC	0.28	0.57	0.85	1.14	1.42
OB	0.28	0.57	0.85	1.14	1.42	OD	0.28	0.57	0.85	1.14	1.42

	Luminous Intensities [cd/klm]									
	0	5	15	25	35	45	55	65	75	85
OA	2353.68	2188.69	1264.91	509.65	183.90	75.38	38.28	18.95	3.96	1.45
OB	2353.68	2188.69	1264.91	509.65	183.90	75.38	38.28	18.95	3.96	1.45
OC	2353.68	2188.69	1264.91	509.65	183.90	75.38	38.28	18.95	3.96	1.45
OD	2353.68	2188.69	1264.91	509.65	183.90	75.38	38.28	18.95	3.96	1.45



H[m]	D[m]	Max lux	Med lux	Alpha=15.9°+15.9°	G=0.0
1.00	0.57	2354	1424		
2.00	1.14	588	356		
3.00	1.71	262	158		
4.00	2.28	147	89		
5.00	2.85	94	57		