

Luminaire

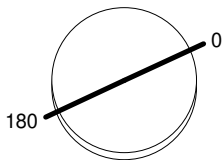
Code DAL0027080
Name STABLIGHT C S BROWN

Measurement

Code FTS1603801
Name STABLIGHT C S BROWN

Luminaire Flux	340 lm	Luminaire Power	5.5 W	Efficacy	61.727 lm/W	Efficiency	97.00%
Source Flux	350 lm	Maximum value	2241.60 cd/klm	Position	C=0.00 G=0.00	CG	Rotosymmetrical
Round Luminaire		Diam.	212 mm	Height	172 mm		
Round Luminous Area		Diam.	50 mm	Height	0 mm		
Horizontal Luminous Area			0.001963 m ²	Emitting area on Plane 180°			0.000000 m ²
Emitting area on Plane 0°			0.000000 m ²	Emitting area on Plane 270°			0.000000 m ²
Emitting area on Plane 90°			0.000000 m ²	Glare area at 76°			0.000475 m ²
Coordinate system		CG		Symmetry Type		Rotosymmetrical	
Date		20-12-2021		Maximum Gamma Angle		180	
Measurement Distance		0.00		Measurement Flux		350 lm	
Lamping=LED DIM 1x6W 36° PAR (GU10) CCT=3000K CRI=90							
C.I.E.	89 98 100 100 97			D DIN 5040	A60		
F UTE	0.97 A			B NBN	BZ 1		

Diam=212mm



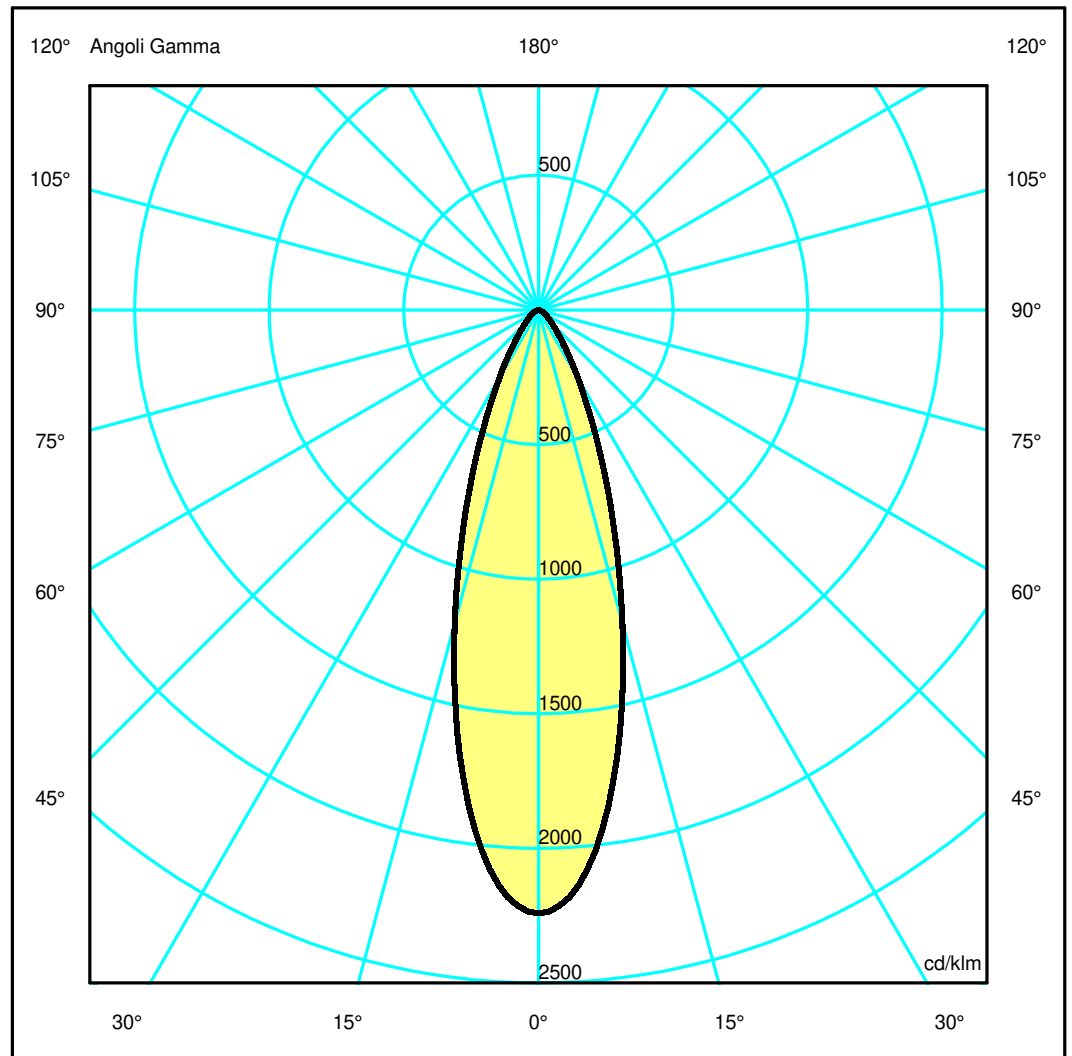
Semipiani C

180.0 ——— 0.0

ULOR 0.01 %

DLOR 96.99 %

RN 0.01 %



Luminaire

Code DAL0027080
Name STABLIGHT C S BROWN

Measurerm.

Code FTS1603801
Name STABLIGHT C S BROWN

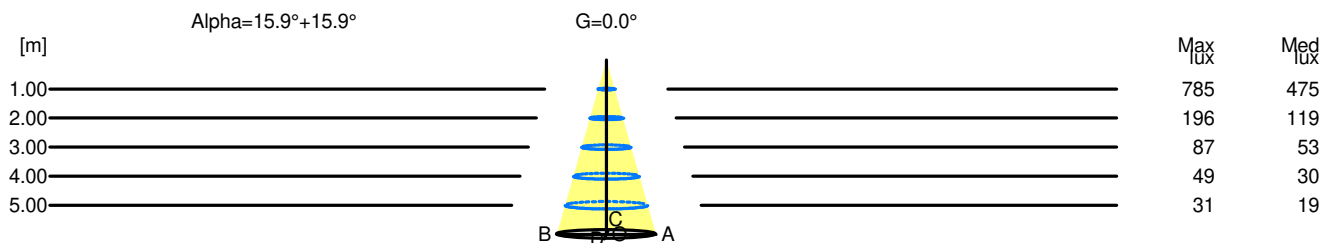
Luminaire Flux	340 lm	Luminaire Power	5.5 W	Efficacy	61.727 lm/W	Efficiency	97.00%
Source Flux	350 lm	Maximum value	2241.60 cd/klm	Position	C=0.00 G=0.00	CG	Rotosymmetrical
Round Luminaire		Diam.	212 mm	Height	172 mm		
Round Luminous Area		Diam.	50 mm	Height	0 mm		
Horizontal Luminous Area		0.001963 m ²		Emitting area on Plane 180°		0.000000 m ²	
Emitting area on Plane 0°		0.000000 m ²		Emitting area on Plane 270°		0.000000 m ²	
Emitting area on Plane 90°		0.000000 m ²		Glare area at 76°		0.000475 m ²	
Coordinate system		CG		Symmetry Type		Rotosymmetrical	
Date		20-12-2021		Maximum Gamma Angle		180	
Measurement Distance		0.00		Measurement Flux		350 lm	
Lamping=LED DIM 1x6W 36° PAR (GU10) CCT=3000K CRI=90							
C.I.E.	89 98 100 100 97			D DIN 5040	A60		
F UTE	0.97 A			B NBN	BZ 1		

Width at 50.00 % of Max Intensity

H[m]	1.00	2.00	3.00	4.00	5.00	H[m]	1.00	2.00	3.00	4.00	5.00
OA	0.28	0.57	0.85	1.14	1.42	OC	0.28	0.57	0.85	1.14	1.42
OB	0.28	0.57	0.85	1.14	1.42	OD	0.28	0.57	0.85	1.14	1.42

Luminous Intensities [cd/klm]

	0	5	15	25	35	45	55	65	75	85
OA	784.56	729.56	421.64	169.88	61.30	25.13	12.76	6.32	1.32	0.48
OB	784.56	729.56	421.64	169.88	61.30	25.13	12.76	6.32	1.32	0.48
OC	784.56	729.56	421.64	169.88	61.30	25.13	12.76	6.32	1.32	0.48
OD	784.56	729.56	421.64	169.88	61.30	25.13	12.76	6.32	1.32	0.48



H[m]	D[m]	Max lux	Med lux	Alpha=15.9°+15.9°	G=0.0
1.00	0.57	785	475		
2.00	1.14	196	119		
3.00	1.71	87	53		
4.00	2.28	49	30		
5.00	2.85	31	19		