

Luminaire

Code DEG8100A09L
Name TWO FLAGS W nero

Measurum.

Code FTS1603804-B
Name TWO FLAGS W nero

Luminaire Flux	1688 lm	Luminaire Power	21.0 W	Efficacy	80.367 lm/W	Efficiency	100.00%
Source Flux	1688 lm	Maximum value	215.32 cd/klm	Position	C=5.00 G=4.00	CG	Double Symmetrical
Rectangular Luminaire		Length	245 mm	Width	40 mm	Height	110 mm
Rectangular Luminous Area		Length	235 mm	Width	32 mm	Height	0 mm
Horizontal Luminous Area		0.007520 m2		Emitting area on Plane 180°		0.000000 m2	
Emitting area on Plane 0°		0.000000 m2		Emitting area on Plane 270°		0.000000 m2	
Emitting area on Plane 90°		0.000000 m2		Glare area at 76°		0.001819 m2	
Coordinate system		CG		Symmetry Type		Double Symmetrical	
Date		01-06-2022		Maximum Gamma Angle		180	
Measurement Distance		0.00		Measurement Flux		1688 lm	

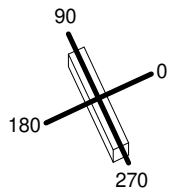
LED Flux=2521lm LED Power=19W Eff=67% EfcLed=136lm/W EfcLum=80lm/W CCT=3000K Ra=90 R9=50 SDCM=3 L70(6K)=50000h

C.I.E. 54 84 97 50 100
F UTE 0.50 D + 0.50 T

D DIN 5040
B NBN

C41
BZ 4

245mm x 40mm



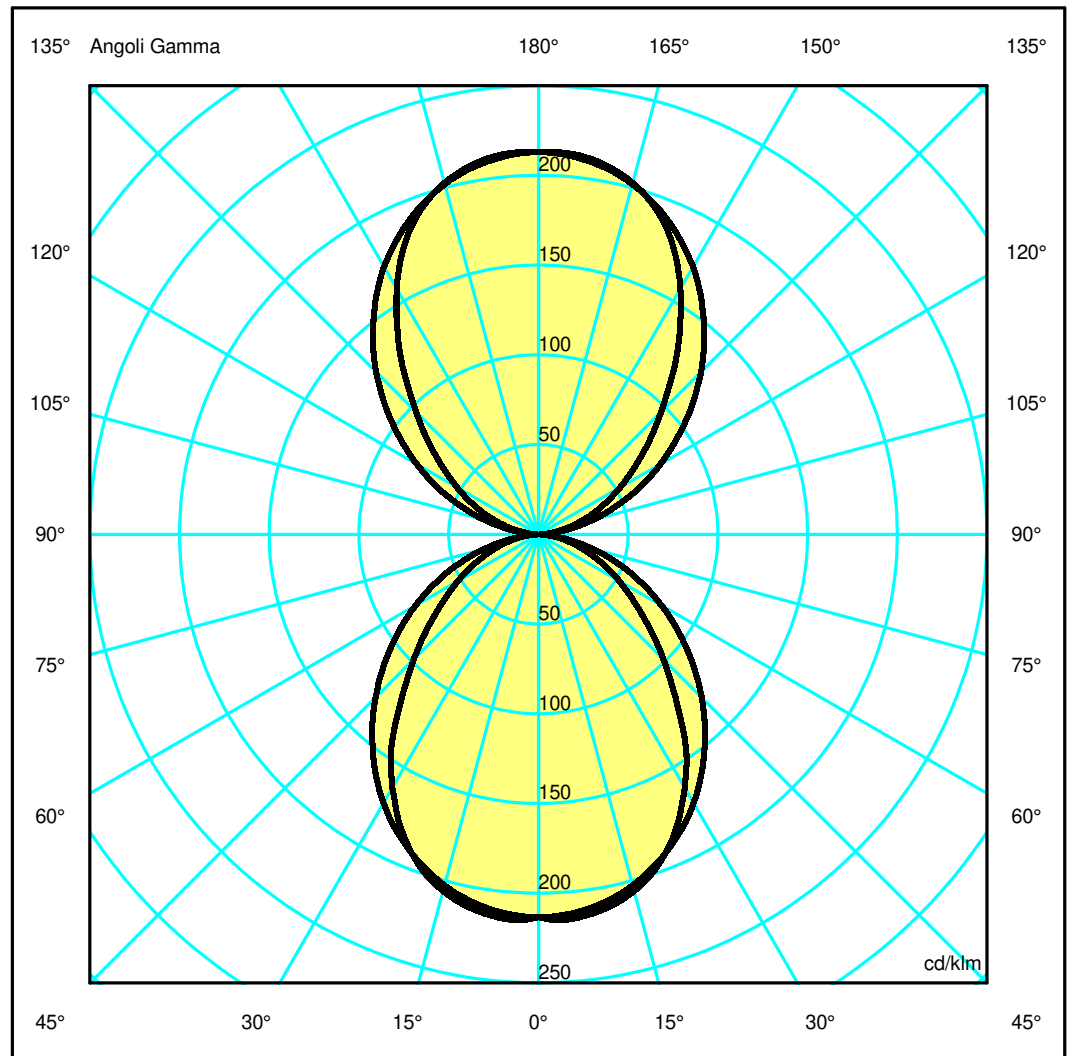
Semipiani C

180.0 ——— 0.0
270.0 ——— 90.0

ULOR 49.62 %

DLOR 50.38 %

RN 49.62 %



Luminaire

Code DEG8100A09L
Name TWO FLAGS W nero

Measurerm.

Code FTS1603804-B
Name TWO FLAGS W nero

Luminaire Flux	1688 lm	Luminaire Power	21.0 W	Efficacy	80.367 lm/W	Efficiency	100.00%
Source Flux	1688 lm	Maximum value	215.32 cd/klm	Position	C=5.00 G=4.00	CG	Double Symmetrical
Rectangular Luminaire		Length	245 mm	Width	40 mm	Height	110 mm
Rectangular Luminous Area		Length	235 mm	Width	32 mm	Height	0 mm
Horizontal Luminous Area		0.007520 m2		Emitting area on Plane 180°		0.000000 m2	
Emitting area on Plane 0°		0.000000 m2		Emitting area on Plane 270°		0.000000 m2	
Emitting area on Plane 90°		0.000000 m2		Glare area at 76°		0.001819 m2	
Coordinate system		CG		Symmetry Type		Double Symmetrical	
Date		01-06-2022		Maximum Gamma Angle		180	
Measurement Distance		0.00		Measurement Flux		1688 lm	

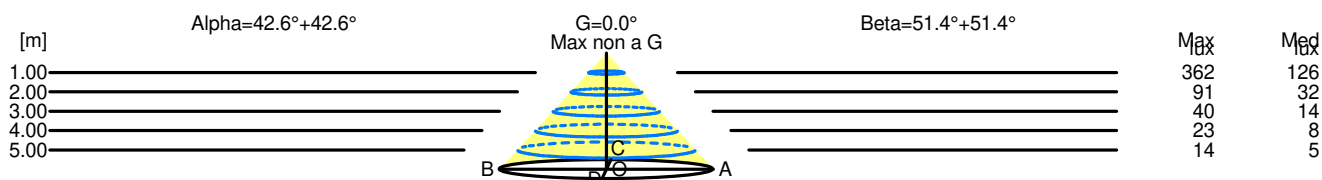
LED Flux=2521lm LED Power=19W Eff=67% EfcLed=136lm/W EfcLum=80lm/W CCT=3000K Ra=90 R9=50 SDCM=3 L70(6K)=50000h

C.I.E.	54 84 97 50 100	D DIN 5040	C41
F UTE	0.50 D + 0.50 T	B NBN	BZ 4

Width at 50.00 % of Max Intensity

H[m]	1.00	2.00	3.00	4.00	5.00	H[m]	1.00	2.00	3.00	4.00	5.00
OA	0.92	1.84	2.76	3.68	4.60	OC	1.25	2.50	3.75	5.00	6.25
OB	0.92	1.84	2.76	3.68	4.60	OD	1.25	2.50	3.75	5.00	6.25

	Luminous Intensities [cd/klm]									
	0	5	15	25	35	45	55	65	75	85
OA	360.10	362.92	347.11	305.76	241.05	166.21	109.24	67.70	34.04	8.06
OB	360.10	362.92	347.11	305.76	241.05	166.21	109.24	67.70	34.04	8.06
OC	360.10	357.75	341.70	311.35	268.69	216.90	160.90	105.97	53.40	10.31
OD	360.10	357.75	341.70	311.35	268.69	216.90	160.90	105.97	53.40	10.31



H[m]	D[m]	Max lux	Med lux	Alpha=42.6°+42.6°	G=0.0 Max non a G
1.00	1.84	362	126		
2.00	3.68	91	32		
3.00	5.52	40	14		
4.00	7.36	23	8		
5.00	9.19	14	5		

H[m]	D[m]	Max lux	Med lux	Beta=51.4°+51.4°	G=0.0 Max non a G
1.00	2.50	362	126		
2.00	5.00	91	32		
3.00	7.50	40	14		
4.00	10.00	23	8		
5.00	12.51	14	5		