

Luminaire

Code FU10101APP+AP90300
 Name VECTOR 40 FUNIVIA 927 FL BCO + SOFT FILTER

Measurement

Code FTS2001389
 Name VECTOR 40 FUNIVIA 927 FL BCO + SOFT FILTER

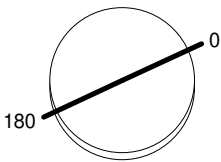
Luminaire Flux	372 lm	Luminaire Power	10.0 W	Efficacy	37.197 lm/W	Efficiency	100.00%
Source Flux	372 lm	Maximum value	3823.34 cd/klm	Position	C=0.00 G=0.00	CG	Rotosymmetrical
Round Luminaire		Diam.	40 mm	Height	103 mm		
Round Luminous Area		Diam.	27 mm	Height	0 mm		
Horizontal Luminous Area			0.000573 m2	Emitting area on Plane 180°			0.000000 m2
Emitting area on Plane 0°			0.000000 m2	Emitting area on Plane 270°			0.000000 m2
Emitting area on Plane 90°			0.000000 m2	Glare area at 76°			0.000139 m2
Coordinate system		CG		Symmetry Type		Rotosymmetrical	
Date		14-05-2018		Maximum Gamma Angle		180	
Measurement Distance		0.00		Measurement Flux		372 lm	

LED Flux=785,9lm LED Power=8W Eff=47% EfcLed=98lm/W EfcLum=37lm/W CCT=2700K Ra=90 SDCM=2 L70(6K)=50000h

C.I.E. 97 99 100 100 100
 F UTE --

D DIN 5040
 B NBN
 A60
 BZ 1

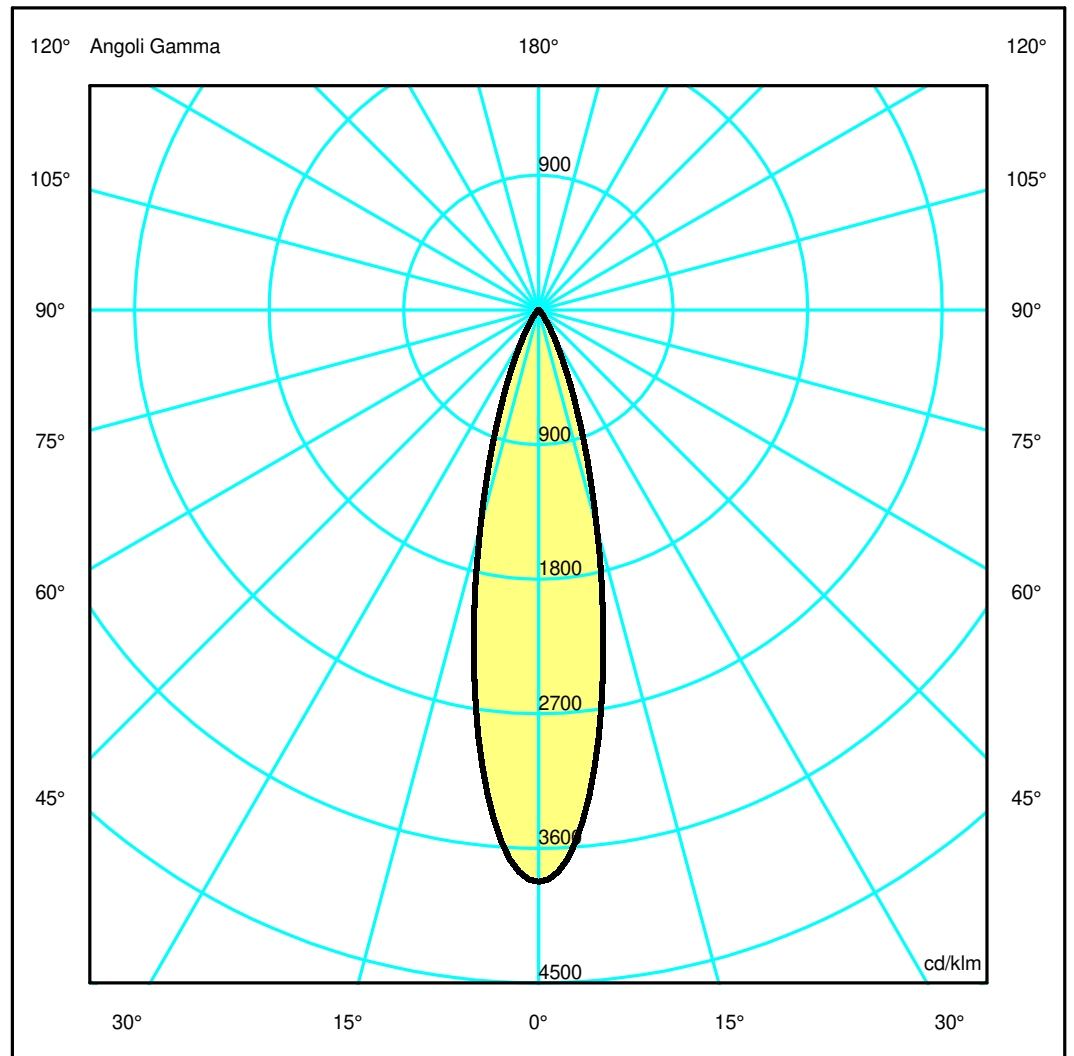
Diam=40mm



Semipiani C

180.0 ——— 0.0

ULOR 0.00 %
 DLOR 100.00 %
 RN 0.00 %



Luminaire

Code FU10101APP+AP90300
Name VECTOR 40 FUNIVIA 927 FL BCO + SOFT FILTER

Measurerm.

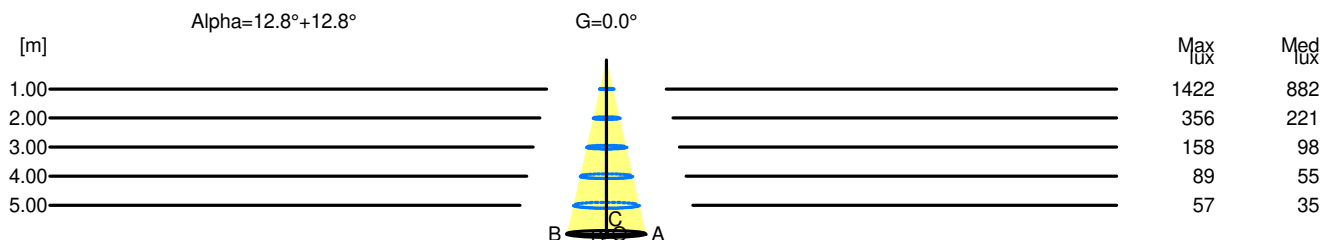
Code FTS2001389
Name VECTOR 40 FUNIVIA 927 FL BCO + SOFT FILTER

Luminaire Flux	372 lm	Luminaire Power	10.0 W	Efficacy	37.197 lm/W	Efficiency	100.00%
Source Flux	372 lm	Maximum value	3823.34 cd/klm	Position	C=0.00 G=0.00	CG	Rotosymmetrical
Round Luminaire		Diam.	40 mm	Height	103 mm		
Round Luminous Area		Diam.	27 mm	Height	0 mm		
Horizontal Luminous Area		0.000573 m2		Emitting area on Plane 180°		0.000000 m2	
Emitting area on Plane 0°		0.000000 m2		Emitting area on Plane 270°		0.000000 m2	
Emitting area on Plane 90°		0.000000 m2		Glare area at 76°		0.000139 m2	
Coordinate system		CG		Symmetry Type		Rotosymmetrical	
Date		14-05-2018		Maximum Gamma Angle		180	
Measurement Distance		0.00		Measurement Flux		372 lm	
LED Flux=785,9lm LED Power=8W Eff=47% EfcLed=98lm/W EfcLum=37lm/W CCT=2700K Ra=90 SDCM=2 L70(6K)=50000h							
C.I.E.	97 99 100 100 100			D DIN 5040	A60		
F UTE	--			B NBN	BZ 1		

Width at 50.00 % of Max Intensity

H[m]	1.00	2.00	3.00	4.00	5.00	H[m]	1.00	2.00	3.00	4.00	5.00
OA	0.23	0.45	0.68	0.91	1.14	OC	0.23	0.45	0.68	0.91	1.14
OB	0.23	0.45	0.68	0.91	1.14	OD	0.23	0.45	0.68	0.91	1.14

	Luminous Intensities [cd/klm]									
	0	5	15	25	35	45	55	65	75	85
OA	1422.17	1273.41	560.96	152.44	33.64	7.92	2.62	1.44	0.72	0.19
OB	1422.17	1273.41	560.96	152.44	33.64	7.92	2.62	1.44	0.72	0.19
OC	1422.17	1273.41	560.96	152.44	33.64	7.92	2.62	1.44	0.72	0.19
OD	1422.17	1273.41	560.96	152.44	33.64	7.92	2.62	1.44	0.72	0.19



H[m]	D[m]	Max lux	Med lux	Alpha=12.8°+12.8°	G=0.0
1.00	0.45	1422	882		
2.00	0.91	356	221		
3.00	1.36	158	98		
4.00	1.82	89	55		
5.00	2.27	57	35		