

Luminaire

Code FU12204APP
Name VECTOR 40 FUNIVIA 940 WF NRO

Measurerm.

Code FTS1800464
Name VECTOR 40 FUNIVIA 940 WF NRO

Luminaire Flux	566 lm	Luminaire Power	10.0 W	Efficacy	56.648 lm/W	Efficiency	100.00%
Source Flux	566 lm	Maximum value	3590.26 cd/klm	Position	C=0.00 G=0.00	CG	Rotosymmetrical
Round Luminaire		Diam.	40 mm	Height	105 mm		
Round Luminous Area		Diam.	33 mm	Height	0 mm		
Horizontal Luminous Area			0.000855 m2	Emitting area on Plane 180°			0.000000 m2
Emitting area on Plane 0°			0.000000 m2	Emitting area on Plane 270°			0.000000 m2
Emitting area on Plane 90°			0.000000 m2	Glare area at 76°			0.000207 m2
Coordinate system		CG		Symmetry Type		Rotosymmetrical	
Date		24-10-2017		Maximum Gamma Angle		180	
Measurement Distance		0.00		Measurement Flux		566 lm	

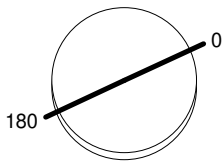
LED Flux=906,8lm LED Power=8W Eff=62% EfcLed=113lm/W EfcLum=57lm/W CCT=4000K Ra=90 SDCM=2 L70(6K)=50000h

C.I.E. 98 100 100 100 100
F UTE --

D DIN 5040
B NBN

A60
BZ 1

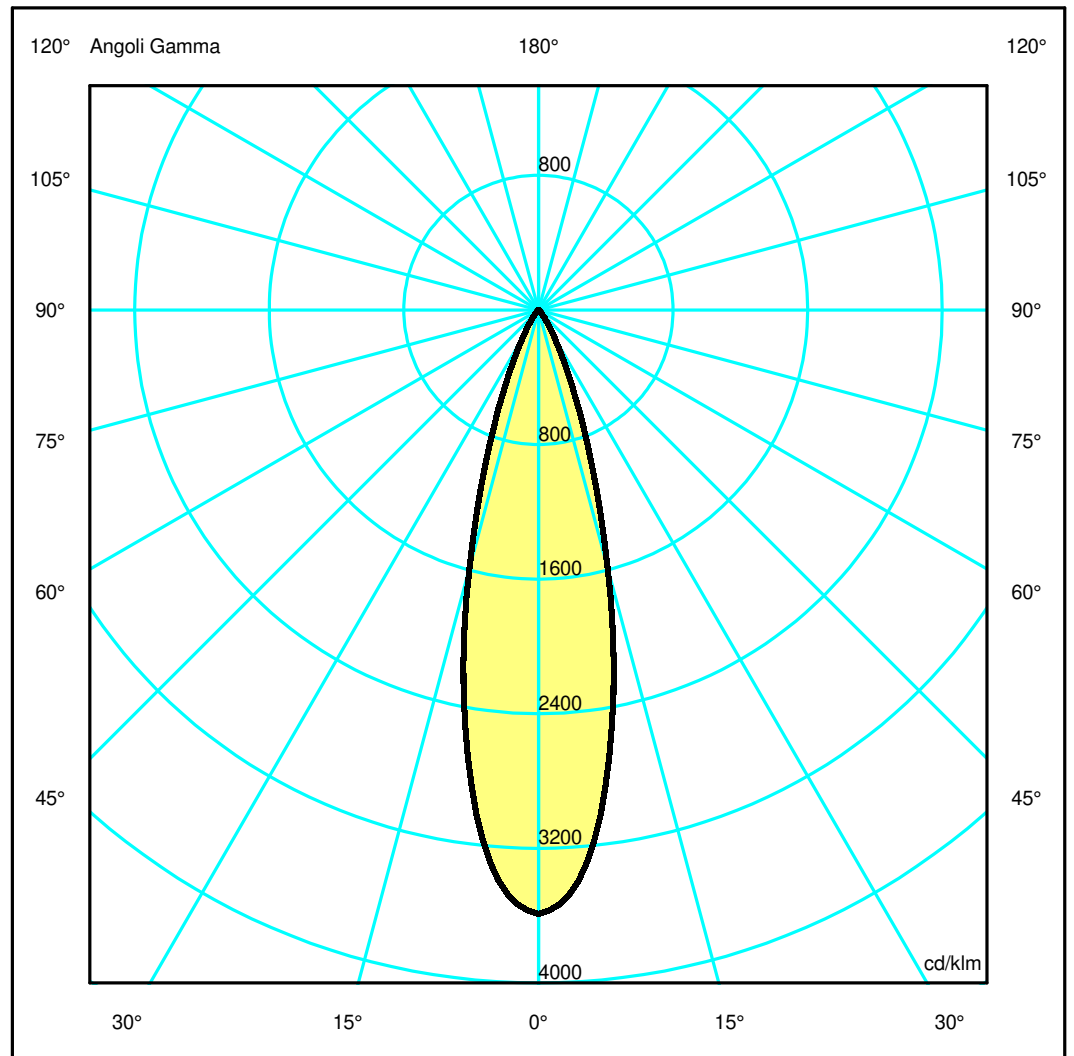
Diam=40mm



Semipiani C

180.0 ——— 0.0

ULOR 0.00 %
DLOR 100.00 %
RN 0.00 %



Luminaire

Code FU12204APP
Name VECTOR 40 FUNIVIA 940 WF NRO

Measurment

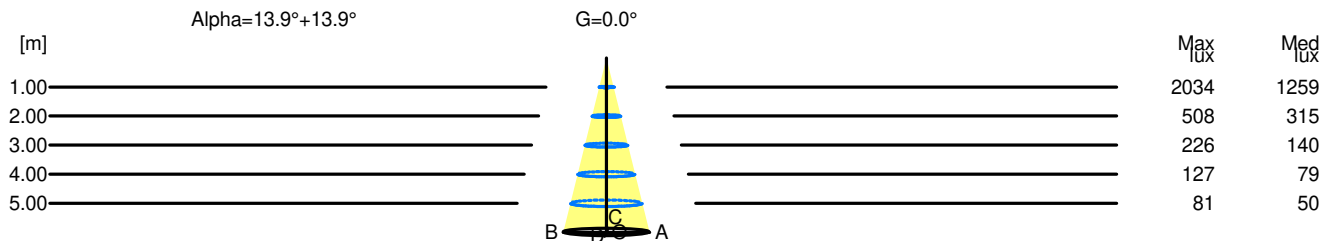
Code FTS1800464
Name VECTOR 40 FUNIVIA 940 WF NRO

Luminaire Flux	566 lm	Luminaire Power	10.0 W	Efficacy	56.648 lm/W	Efficiency	100.00%
Source Flux	566 lm	Maximum value	3590.26 cd/klm	Position	C=0.00 G=0.00	CG	Rotosymmetrical
Round Luminaire		Diam.	40 mm	Height	105 mm		
Round Luminous Area		Diam.	33 mm	Height	0 mm		
Horizontal Luminous Area		0.000855 m2		Emitting area on Plane 180°		0.000000 m2	
Emitting area on Plane 0°		0.000000 m2		Emitting area on Plane 270°		0.000000 m2	
Emitting area on Plane 90°		0.000000 m2		Glare area at 76°		0.000207 m2	
Coordinate system		CG		Symmetry Type		Rotosymmetrical	
Date		24-10-2017		Maximum Gamma Angle		180	
Measurement Distance		0.00		Measurement Flux		566 lm	
LED Flux=906,8lm LED Power=8W Eff=62% EfcLed=113lm/W EfcLum=57lm/W CCT=4000K Ra=90 SDCM=2 L70(6K)=50000h							
C.I.E.	98 100 100 100 100			D DIN 5040	A60		
F UTE	--			B NBN	BZ 1		

Width at 50.00 % of Max Intensity

H[m]	1.00	2.00	3.00	4.00	5.00	H[m]	1.00	2.00	3.00	4.00	5.00
OA	0.25	0.49	0.74	0.99	1.24	OC	0.25	0.49	0.74	0.99	1.24
OB	0.25	0.49	0.74	0.99	1.24	OD	0.25	0.49	0.74	0.99	1.24

	Luminous Intensities [cd/klm]									
	0	5	15	25	35	45	55	65	75	85
OA	2033.81	1867.10	901.15	234.21	47.91	10.61	2.71	0.47	0.00	0.00
OB	2033.81	1867.10	901.15	234.21	47.91	10.61	2.71	0.47	0.00	0.00
OC	2033.81	1867.10	901.15	234.21	47.91	10.61	2.71	0.47	0.00	0.00
OD	2033.81	1867.10	901.15	234.21	47.91	10.61	2.71	0.47	0.00	0.00



H[m]	D[m]	Max lux	Med lux	Alpha=13.9°+13.9°	G=0.0
1.00	0.49	2034	1259		
2.00	0.99	508	315		
3.00	1.48	226	140		
4.00	1.98	127	79		
5.00	2.47	81	50		