

Luminaire

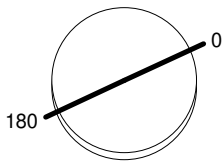
Code FU20101APP+AP91300
 Name VECTOR 55 FUNIVIA 927 FL BCO + SOFT FILTER

Measurement

Code FTS2001434-B
 Name VECTOR 55 FUNIVIA 927 FL BCO + SOFT FILTER

Luminaire Flux	1382 lm	Luminaire Power	19.0 W	Efficacy	72.737 lm/W	Efficiency	100.00%
Source Flux	1382 lm	Maximum value	3862.92 cd/klm	Position	C=0.00 G=0.00	CG	Rotosymmetrical
Round Luminaire		Diam.	55 mm	Height	130 mm		
Round Luminous Area		Diam.	48 mm	Height	0 mm		
Horizontal Luminous Area		0.001810 m2		Emitting area on Plane 180°		0.000000 m2	
Emitting area on Plane 0°		0.000000 m2		Emitting area on Plane 270°		0.000000 m2	
Emitting area on Plane 90°		0.000000 m2		Glare area at 76°		0.000438 m2	
Coordinate system		CG		Symmetry Type		Rotosymmetrical	
Date		29-02-2024		Maximum Gamma Angle		180	
Measurement Distance		0.00		Measurement Flux		1382 lm	
LED Flux=2359lm LED Power=17W Eff=59% EfcLed=136lm/W EfcLum=73lm/W CCT=2700K Ra=90 R9=50 SDCM=3 L70(9k)=50000h							
C.I.E.	98 99 100 100 100			D DIN 5040	A60		
F UTE	--			B NBN	BZ 1		

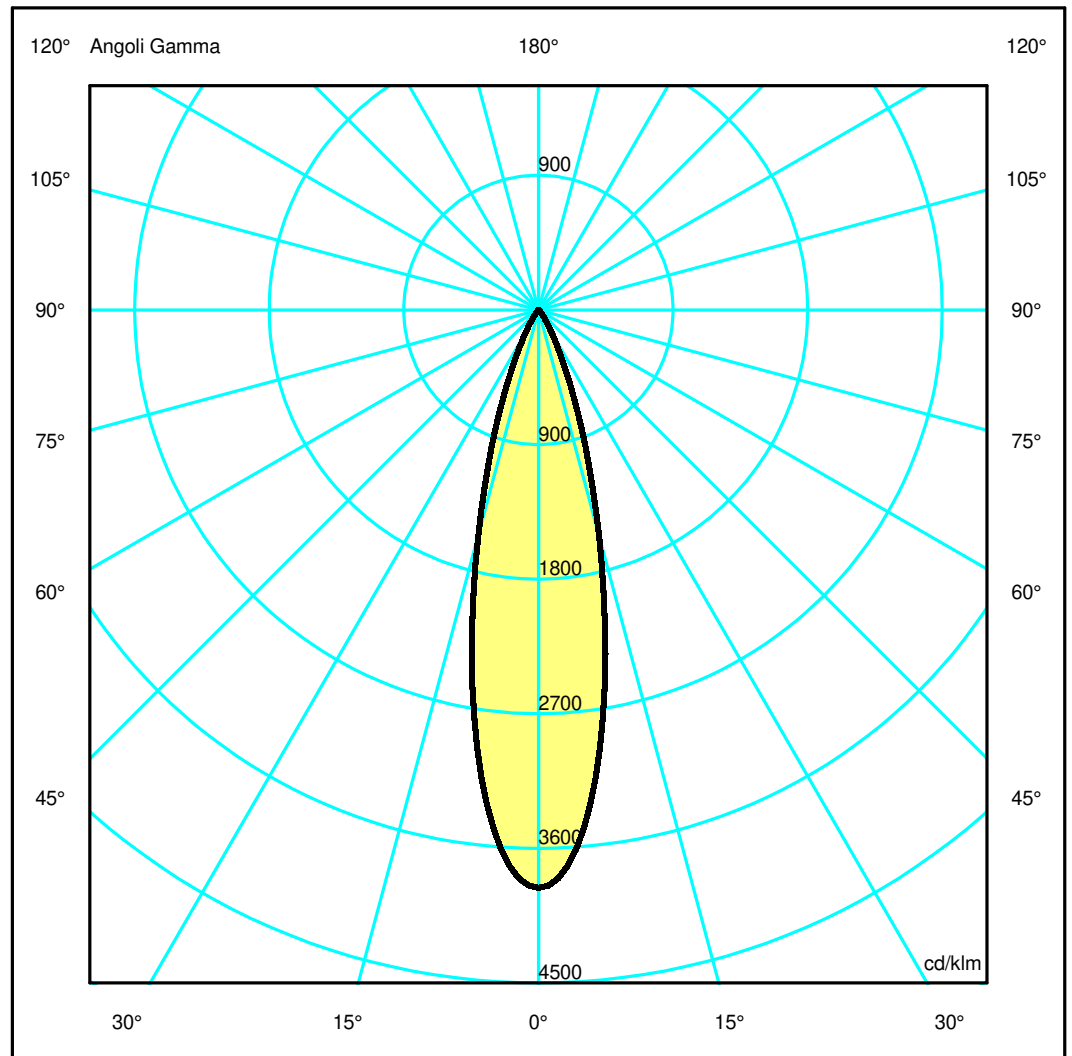
Diam=55mm



Semipiani C

180.0 ——— 0.0

ULOR 0.00 %
 DLOR 100.00 %
 RN 0.00 %



Luminaire

Code FU20101APP+AP91300
Name VECTOR 55 FUNIVIA 927 FL BCO + SOFT FILTER

Measurerm.

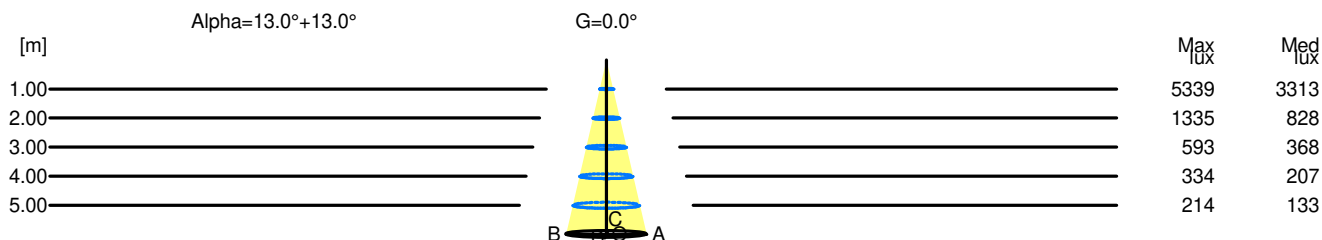
Code FTS2001434-B
Name VECTOR 55 FUNIVIA 927 FL BCO + SOFT FILTER

Luminaire Flux	1382 lm	Luminaire Power	19.0 W	Efficacy	72.737 lm/W	Efficiency	100.00%
Source Flux	1382 lm	Maximum value	3862.92 cd/klm	Position	C=0.00 G=0.00	CG	Rotosymmetrical
Round Luminaire		Diam.	55 mm	Height	130 mm		
Round Luminous Area		Diam.	48 mm	Height	0 mm		
Horizontal Luminous Area		0.001810 m2		Emitting area on Plane 180°		0.000000 m2	
Emitting area on Plane 0°		0.000000 m2		Emitting area on Plane 270°		0.000000 m2	
Emitting area on Plane 90°		0.000000 m2		Glare area at 76°		0.000438 m2	
Coordinate system		CG		Symmetry Type		Rotosymmetrical	
Date		29-02-2024		Maximum Gamma Angle		180	
Measurement Distance		0.00		Measurement Flux		1382 lm	
LED Flux=2359lm LED Power=17W Eff=59% EfcLed=136lm/W EfcLum=73lm/W CCT=2700K Ra=90 R9=50 SDCM=3 L70(9k)=50000h							
C.I.E.	98 99 100 100 100			D DIN 5040	A60		
F UTE	--			B NBN	BZ 1		

Width at 50.00 % of Max Intensity

H[m]	1.00	2.00	3.00	4.00	5.00	H[m]	1.00	2.00	3.00	4.00	5.00
OA	0.23	0.46	0.69	0.92	1.16	OC	0.23	0.46	0.69	0.92	1.16
OB	0.23	0.46	0.69	0.92	1.16	OD	0.23	0.46	0.69	0.92	1.16

	Luminous Intensities [cd/klm]									
	0	5	15	25	35	45	55	65	75	85
OA	5338.55	4805.05	2154.32	548.17	104.21	21.82	7.94	5.66	3.52	0.81
OB	5338.55	4805.05	2154.32	548.17	104.21	21.82	7.94	5.66	3.52	0.81
OC	5338.55	4805.05	2154.32	548.17	104.21	21.82	7.94	5.66	3.52	0.81
OD	5338.55	4805.05	2154.32	548.17	104.21	21.82	7.94	5.66	3.52	0.81



H[m]	D[m]	Max lux	Med lux	Alpha=13.0°+13.0°	G=0.0
1.00	0.46	5339	3313		
2.00	0.92	1335	828		
3.00	1.39	593	368		
4.00	1.85	334	207		
5.00	2.31	214	133		