

Luminaire

Code FU31204APP
Name VECTOR 30 PENDANT FUNIVIA 930 WF NRO

Measurerm.

Code FTS2102327-A
Name VECTOR 30 PENDANT FUNIVIA 930 WF NRO

Luminaire Flux	292 lm	Luminaire Power	7.0 W	Efficacy	41.694 lm/W	Efficiency	100.00%
Source Flux	292 lm	Maximum value	2810.12 cd/klm	Position	C=0.00 G=0.00	CG	Rotosymmetrical
Round Luminaire		Diam.	30 mm	Height	77 mm		
Round Luminous Area		Diam.	25 mm	Height	0 mm		
Horizontal Luminous Area			0.000491 m2	Emitting area on Plane 180°			0.000000 m2
Emitting area on Plane 0°			0.000000 m2	Emitting area on Plane 270°			0.000000 m2
Emitting area on Plane 90°			0.000000 m2	Glare area at 76°			0.000119 m2
Coordinate system		CG		Symmetry Type		Rotosymmetrical	
Date		18-01-2023		Maximum Gamma Angle		180	
Measurement Distance		0.00		Measurement Flux		292 lm	

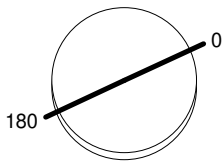
LED Flux=505lm LED Power=5.8W Eff=58% EfcLed=87lm/W EfcLum=42lm/W CCT=3000K Ra=90 R9=50 SDCM=3 L70(6K)=36000h

C.I.E. 95 100 100 100 100
F UTE 1.00 A

D DIN 5040
B NBN

A60
BZ 1

Diam=30mm



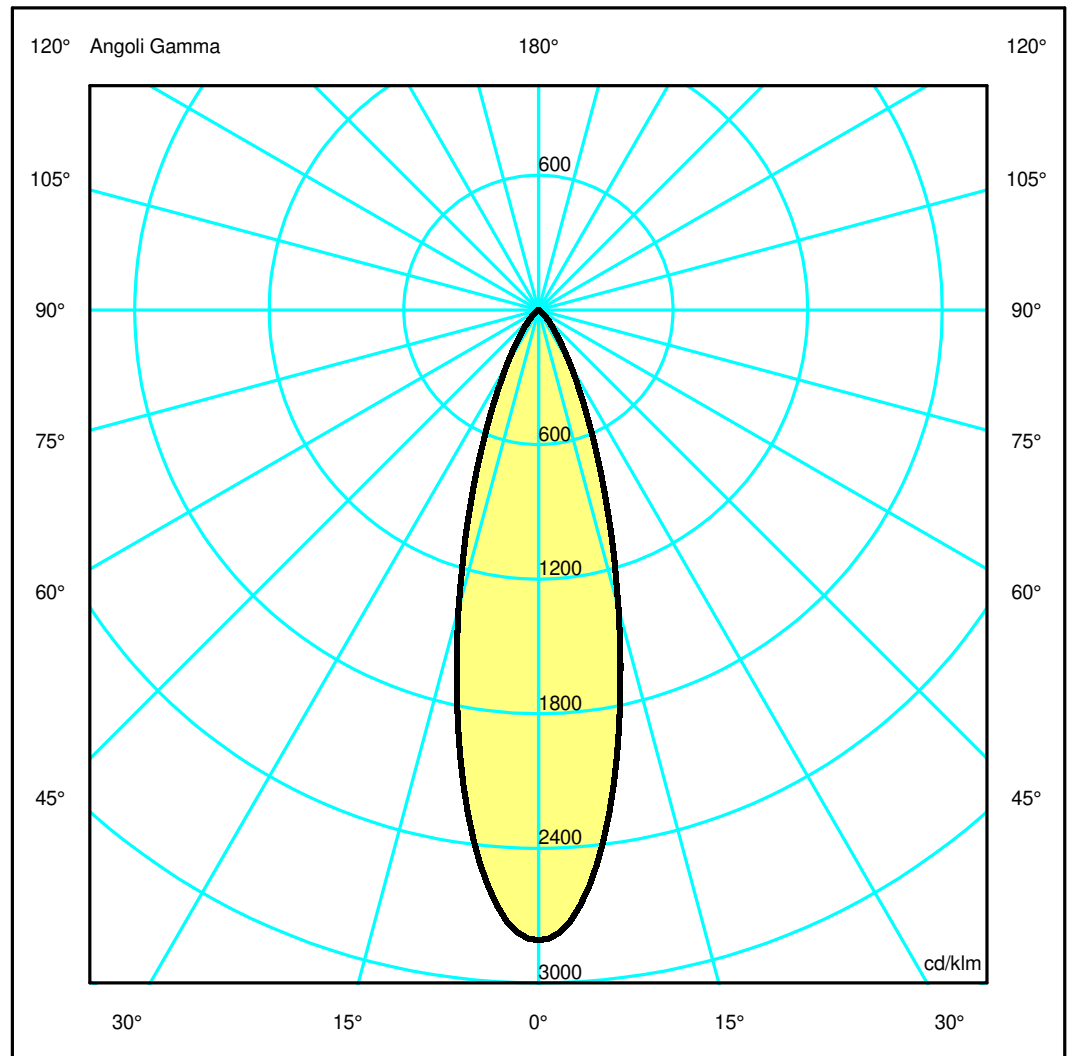
Semipiani C

180.0 ——— 0.0

ULOR 0.01 %

DLOR 99.99 %

RN 0.01 %



Luminaire

Code FU31204APP
Name VECTOR 30 PENDANT FUNIVIA 930 WF NRO

Measurment.

Code FTS2102327-A
Name VECTOR 30 PENDANT FUNIVIA 930 WF NRO

Luminaire Flux	292 lm	Luminaire Power	7.0 W	Efficacy	41.694 lm/W	Efficiency	100.00%
Source Flux	292 lm	Maximum value	2810.12 cd/klm	Position	C=0.00 G=0.00	CG	Rotosymmetrical
Round Luminaire		Diam.	30 mm	Height	77 mm		
Round Luminous Area		Diam.	25 mm	Height	0 mm		
Horizontal Luminous Area		0.000491 m2		Emitting area on Plane 180°		0.000000 m2	
Emitting area on Plane 0°		0.000000 m2		Emitting area on Plane 270°		0.000000 m2	
Emitting area on Plane 90°		0.000000 m2		Glare area at 76°		0.000119 m2	
Coordinate system		CG		Symmetry Type		Rotosymmetrical	
Date		18-01-2023		Maximum Gamma Angle		180	
Measurement Distance		0.00		Measurement Flux		292 lm	

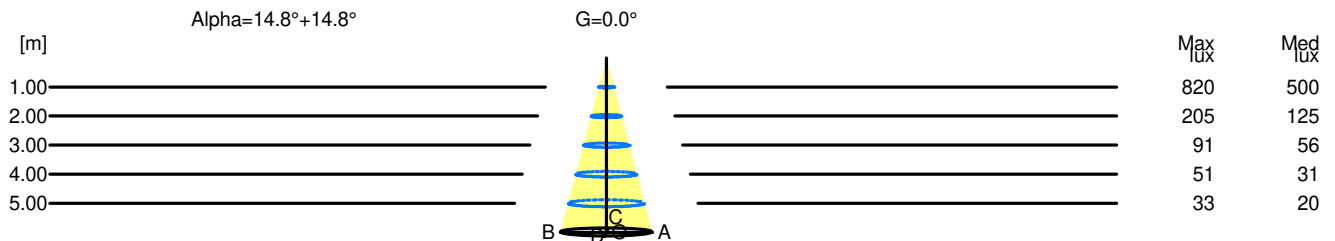
LED Flux=505lm LED Power=5.8W Eff=58% EfcLed=87lm/W EfcLum=42lm/W CCT=3000K Ra=90 R9=50 SDCM=3 L70(6K)=36000h

C.I.E.	95 100 100 100 100	D DIN 5040	A60
F UTE	1.00 A	B NBN	BZ 1

Width at 50.00 % of Max Intensity

H[m]	1.00	2.00	3.00	4.00	5.00	H[m]	1.00	2.00	3.00	4.00	5.00
OA	0.26	0.53	0.79	1.06	1.32	OC	0.26	0.53	0.79	1.06	1.32
OB	0.26	0.53	0.79	1.06	1.32	OD	0.26	0.53	0.79	1.06	1.32

	Luminous Intensities [cd/klm]									
	0	5	15	25	35	45	55	65	75	85
OA	820.16	752.88	402.14	146.06	46.56	14.34	3.73	0.69	0.23	0.18
OB	820.16	752.88	402.14	146.06	46.56	14.34	3.73	0.69	0.23	0.18
OC	820.16	752.88	402.14	146.06	46.56	14.34	3.73	0.69	0.23	0.18
OD	820.16	752.88	402.14	146.06	46.56	14.34	3.73	0.69	0.23	0.18



H[m]	D[m]	Max lux	Med lux	Alpha=14.8°+14.8°	G=0.0
1.00	0.53	820	500		
2.00	1.06	205	125		
3.00	1.58	91	56		
4.00	2.11	51	31		
5.00	2.64	33	20		