

Luminaire

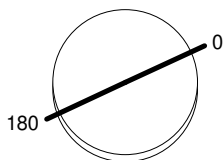
Code FU40204+AP90400
 Name VECTOR 40 PENDANT FUNIVIA 927 WF NRO + ANTI DAZZLE LOUVRE

Measurement

Code FTS2001314
 Name VECTOR 40 PENDANT FUNIVIA 927 WF NRO + ANTI DAZZLE LOUVRE

Luminaire Flux	278 lm	Luminaire Power	10.0 W	Efficacy	27.774 lm/W	Efficiency	100.00%
Source Flux	278 lm	Maximum value	4238.65 cd/klm	Position	C=0.00 G=0.00	CG	Rotosymmetrical
Round Luminaire		Diam.	40 mm	Height	103 mm		
Round Luminous Area		Diam.	27 mm	Height	0 mm		
Horizontal Luminous Area			0.000573 m2	Emitting area on Plane 180°			0.000000 m2
Emitting area on Plane 0°			0.000000 m2	Emitting area on Plane 270°			0.000000 m2
Emitting area on Plane 90°			0.000000 m2	Glare area at 76°			0.000139 m2
Coordinate system		CG		Symmetry Type		Rotosymmetrical	
Date		15-05-2018		Maximum Gamma Angle		180	
Measurement Distance		0.00		Measurement Flux		278 lm	
LED Flux=785,9lm LED Power=8W Eff=35% EfcLed=98lm/W EfcLum=28lm/W CCT=2700K Ra=90 SDCM=2 L70(6K)=50000h							
C.I.E.	99	100	100	100	D DIN 5040	A60	
F UTE	--				B NBN	BZ 1	

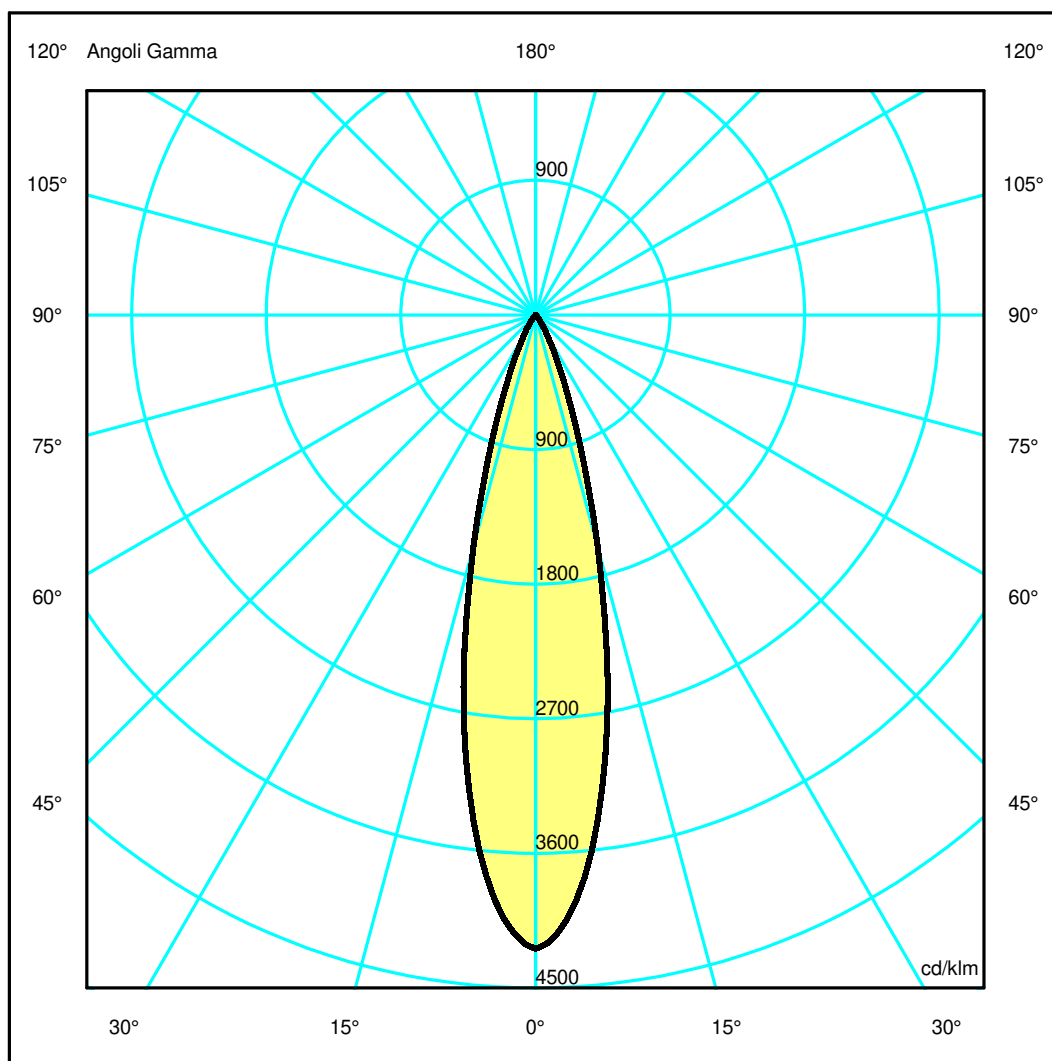
Diam=40mm



Semipiani C

180.0 ——— 0.0

ULOR 0.00 %
 DLOR 100.00 %
 RN 0.00 %



Luminaire

Code FU40204+AP90400
Name VECTOR 40 PENDANT FUNIVIA 927 WF NRO + ANTI DAZZLE LOUVRE

Measur.

Code FTS2001314
Name VECTOR 40 PENDANT FUNIVIA 927 WF NRO + ANTI DAZZLE LOUVRE

Luminaire Flux	278 lm	Luminaire Power	10.0 W	Efficacy	27.774 lm/W	Efficiency	100.00%
Source Flux	278 lm	Maximum value	4238.65 cd/klm	Position	C=0.00 G=0.00	CG	Rotosymmetrical
Round Luminaire		Diam.	40 mm	Height	103 mm		
Round Luminous Area		Diam.	27 mm	Height	0 mm		
Horizontal Luminous Area		0.000573 m2		Emitting area on Plane 180°		0.000000 m2	
Emitting area on Plane 0°		0.000000 m2		Emitting area on Plane 270°		0.000000 m2	
Emitting area on Plane 90°		0.000000 m2		Glare area at 76°		0.000139 m2	
Coordinate system		CG		Symmetry Type		Rotosymmetrical	
Date		15-05-2018		Maximum Gamma Angle		180	
Measurement Distance		0.00		Measurement Flux		278 lm	

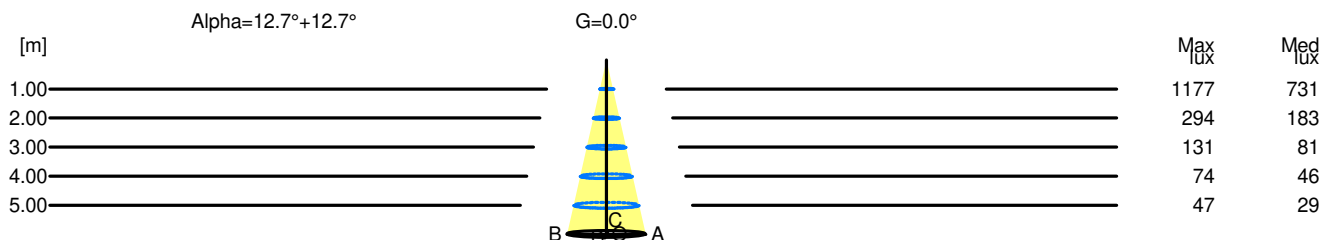
LED Flux=785,9lm LED Power=8W Eff=35% EfcLed=98lm/W EfcLum=28lm/W CCT=2700K Ra=90 SDCM=2 L70(6K)=50000h

C.I.E.	99	100	100	100	100	D DIN 5040	A60
F UTE	--					B NBN	BZ 1

Width at 50.00 % of Max Intensity

H[m]	1.00	2.00	3.00	4.00	5.00	H[m]	1.00	2.00	3.00	4.00	5.00
OA	0.23	0.45	0.68	0.90	1.13	OC	0.23	0.45	0.68	0.90	1.13
OB	0.23	0.45	0.68	0.90	1.13	OD	0.23	0.45	0.68	0.90	1.13

	Luminous Intensities [cd/klm]									
	0	5	15	25	35	45	55	65	75	85
OA	1177.24	1047.19	444.79	98.54	18.72	3.78	0.76	0.29	0.00	0.00
OB	1177.24	1047.19	444.79	98.54	18.72	3.78	0.76	0.29	0.00	0.00
OC	1177.24	1047.19	444.79	98.54	18.72	3.78	0.76	0.29	0.00	0.00
OD	1177.24	1047.19	444.79	98.54	18.72	3.78	0.76	0.29	0.00	0.00



H[m]	D[m]	Max lux	Med lux	Alpha=12.7°+12.7°	G=0.0
1.00	0.45	1177	731		
2.00	0.90	294	183		
3.00	1.35	131	81		
4.00	1.80	74	46		
5.00	2.25	47	29		