

Luminaire

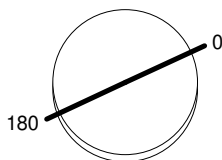
Code FU51204APP+AP91400
Name VECTOR 55 PENDANT FUNIVIA 930 WF NRO

Measurerm.

Code FTS1800383-B
Name VECTOR 55 PENDANT FUNIVIA 930 WF NRO

Luminaire Flux	1361 lm	Luminaire Power	19.0 W	Efficacy	71.632 lm/W	Efficiency	100.00%
Source Flux	1361 lm	Maximum value	4326.59 cd/klm	Position	C=0.00 G=0.00	CG	Rotosymmetrical
Round Luminaire		Diam.	55 mm	Height	130 mm		
Round Luminous Area		Diam.	48 mm	Height	0 mm		
Horizontal Luminous Area		0.001810 m2		Emitting area on Plane 180°		0.000000 m2	
Emitting area on Plane 0°		0.000000 m2		Emitting area on Plane 270°		0.000000 m2	
Emitting area on Plane 90°		0.000000 m2		Glare area at 76°		0.000438 m2	
Coordinate system		CG		Symmetry Type		Rotosymmetrical	
Date		29-02-2024		Maximum Gamma Angle		180	
Measurement Distance		0.00		Measurement Flux		1361 lm	
LED Flux=2491lm LED Power=17W Eff=55% EfcLed=143lm/W EfcLum=72lm/W CCT=3000K Ra=90 R9=50 SDCM=3 L70(9k)=50000h							
C.I.E.	100	100	100	100	100	D DIN 5040	A60
F UTE	--					B NBN	BZ 1

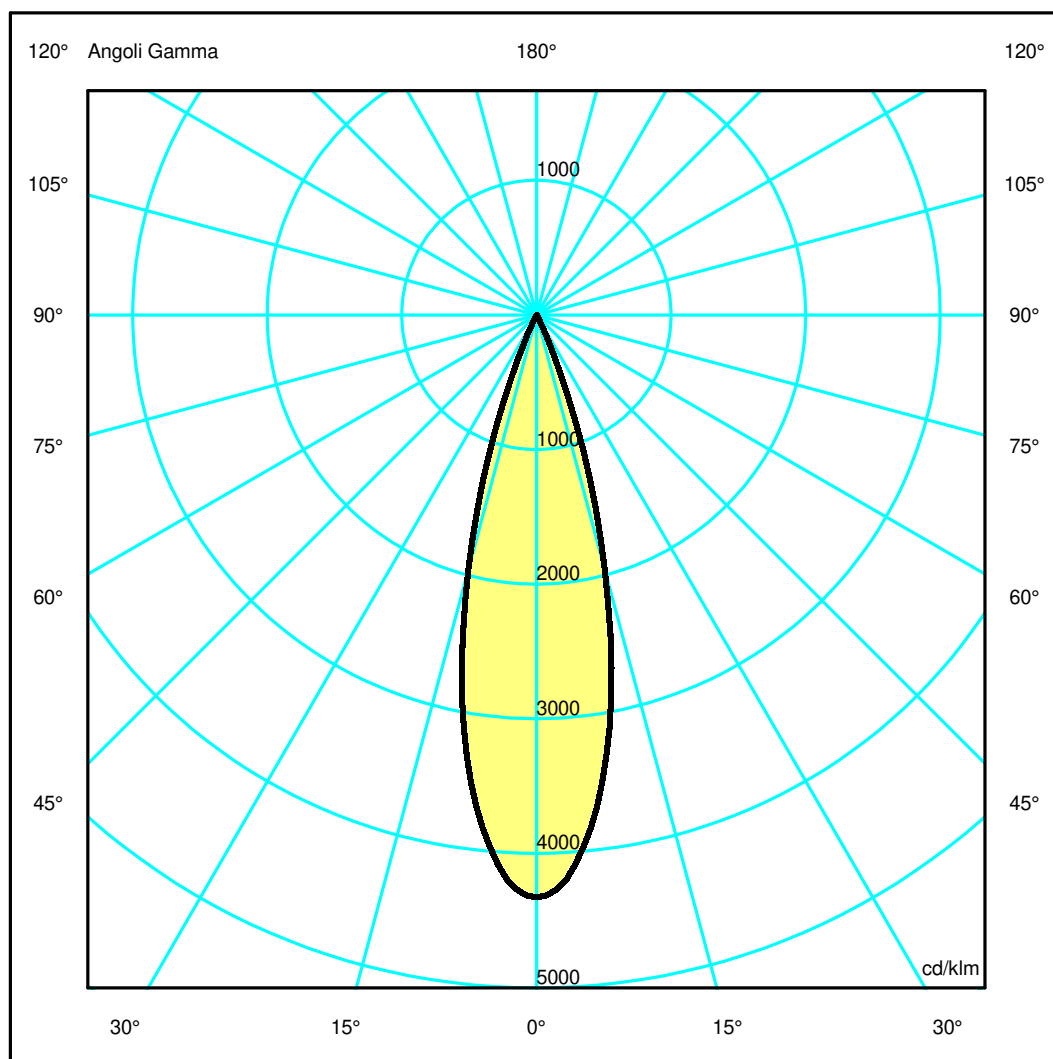
Diam=55mm



Semipiani C

180.0 ——— 0.0

ULOR 0.00 %
DLOR100.00 %
RN 0.00 %



Luminaire

Code FU51204APP+AP91400
Name VECTOR 55 PENDANT FUNIVIA 930 WF NRO

Measurerm.

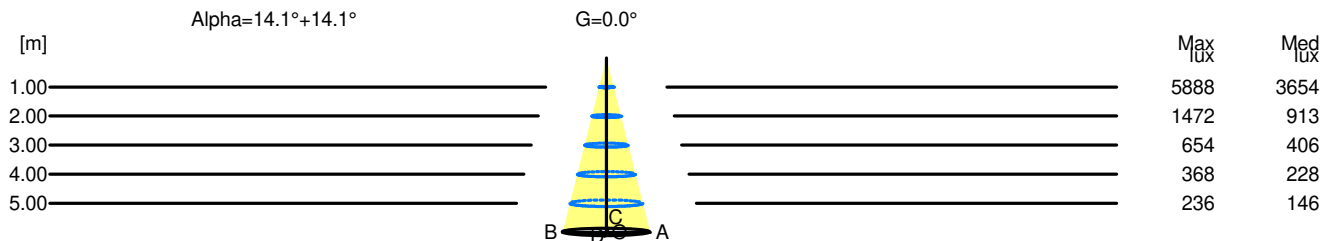
Code FTS1800383-B
Name VECTOR 55 PENDANT FUNIVIA 930 WF NRO

Luminaire Flux	1361 lm	Luminaire Power	19.0 W	Efficacy	71.632 lm/W	Efficiency	100.00%
Source Flux	1361 lm	Maximum value	4326.59 cd/klm	Position	C=0.00 G=0.00	CG	Rotosymmetrical
Round Luminaire		Diam.	55 mm	Height	130 mm		
Round Luminous Area		Diam.	48 mm	Height	0 mm		
Horizontal Luminous Area		0.001810 m2		Emitting area on Plane 180°		0.000000 m2	
Emitting area on Plane 0°		0.000000 m2		Emitting area on Plane 270°		0.000000 m2	
Emitting area on Plane 90°		0.000000 m2		Glare area at 76°		0.000438 m2	
Coordinate system		CG		Symmetry Type		Rotosymmetrical	
Date		29-02-2024		Maximum Gamma Angle		180	
Measurement Distance		0.00		Measurement Flux		1361 lm	
LED Flux=2491lm LED Power=17W Eff=55% EfcLed=143lm/W EfcLum=72lm/W CCT=3000K Ra=90 R9=50 SDCM=3 L70(9k)=50000h							
C.I.E.	100	100	100	100	100	D DIN 5040	A60
F UTE	--					B NBN	BZ 1

Width at 50.00 % of Max Intensity

H[m]	1.00	2.00	3.00	4.00	5.00	H[m]	1.00	2.00	3.00	4.00	5.00
OA	0.25	0.50	0.76	1.01	1.26	OC	0.25	0.50	0.76	1.01	1.26
OB	0.25	0.50	0.76	1.01	1.26	OD	0.25	0.50	0.76	1.01	1.26

	Luminous Intensities [cd/klm]									
	0	5	15	25	35	45	55	65	75	85
OA	5888.49	5402.91	2661.57	211.69	19.33	4.78	1.63	0.52	0.36	0.30
OB	5888.49	5402.91	2661.57	211.69	19.33	4.78	1.63	0.52	0.36	0.30
OC	5888.49	5402.91	2661.57	211.69	19.33	4.78	1.63	0.52	0.36	0.30
OD	5888.49	5402.91	2661.57	211.69	19.33	4.78	1.63	0.52	0.36	0.30



H[m]	D[m]	Max lux	Med lux	Alpha=14.1°+14.1°	G=0.0
1.00	0.50	5888	3654		
2.00	1.01	1472	913		
3.00	1.51	654	406		
4.00	2.01	368	228		
5.00	2.52	236	146		