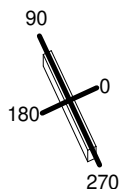


Luminaire

Code KA11102
 Name Kata metron 1184 dif dir 930 Dali blu
Measurement.
 Code FTS2400160.
 Name Kata metron 1184 dif dir 930 Dali blu

Luminaire Flux	3085 lm	Luminaire Power	23.0 W	Efficacy	134.130 lm/W	Efficiency	100.00%
Source Flux	3085 lm	Maximum value	467.10 cd/klm	Position	C=5.00 G=1.00	CG	Double Symmetrical
Rectangular Luminaire		Length	1184 mm	Width	100 mm	Height	50 mm
Rectangular Luminous Area		Length	1184 mm	Width	40 mm	Height	0 mm
Horizontal Luminous Area		0.047360 m2		Emitting area on Plane 180°	0.000000 m2		
Emitting area on Plane 0°		0.000000 m2		Emitting area on Plane 270°	0.000000 m2		
Emitting area on Plane 90°		0.000000 m2		Glare area at 76°	0.011457 m2		
Coordinate system		CG		Symmetry Type	Double Symmetrical		
Date		15-04-2024		Maximum Gamma Angle	180		
Measurement Distance		0.00		Measurement Flux	3085 lm		
LED Flux=3788lm LED Power=20W Eff=81% EfcLed=188lm/W EfcLum=134lm/W CCT=3000K Ra=90 SDCM=3 L70(17k)=102000h							
C.I.E.	55 84 97 100 100			D DIN 5040	A40		
F UTE	1.00 D			B NBN	BZ 3 / 1 / BZ 4		

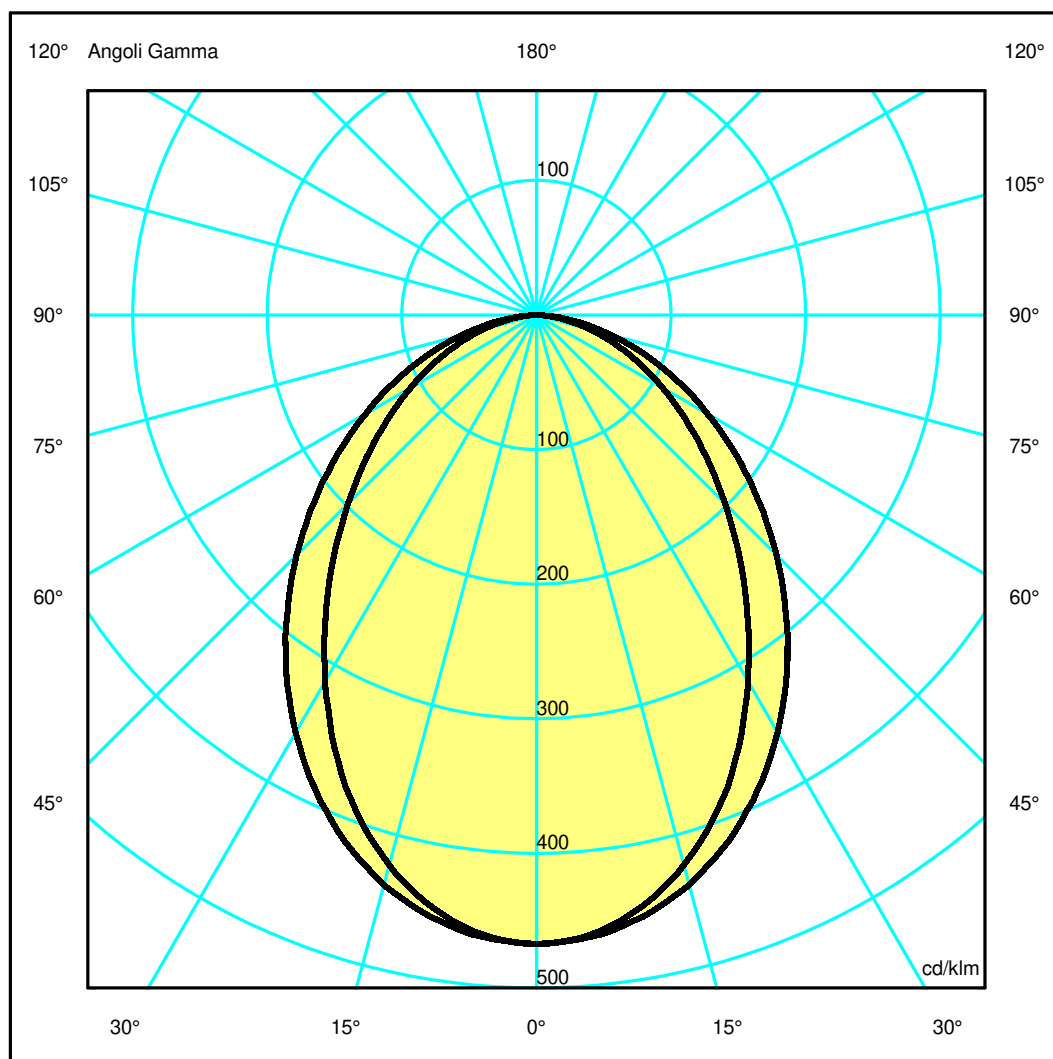
1184mm x 100mm



Semipiani C

180.0 — 0.0
 270.0 — 90.0

ULOR 0.01 %
 DLOR 99.99 %
 RN 0.01 %



Luminaire

Code KA11102
Name Kata metron 1184 dif dir 930 Dali blu

Measurment.

Code FTS2400160.
Name Kata metron 1184 dif dir 930 Dali blu

Luminaire Flux	3085 lm	Luminaire Power	23.0 W	Efficacy	134.130 lm/W	Efficiency	100.00%
Source Flux	3085 lm	Maximum value	467.10 cd/klm	Position	C=5.00 G=1.00	CG	Double Symmetrical
Rectangular Luminaire		Length	1184 mm	Width	100 mm	Height	50 mm
Rectangular Luminous Area		Length	1184 mm	Width	40 mm	Height	0 mm
Horizontal Luminous Area		0.047360 m2		Emitting area on Plane 180°		0.000000 m2	
Emitting area on Plane 0°		0.000000 m2		Emitting area on Plane 270°		0.000000 m2	
Emitting area on Plane 90°		0.000000 m2		Glare area at 76°		0.011457 m2	
Coordinate system		CG		Symmetry Type		Double Symmetrical	
Date		15-04-2024		Maximum Gamma Angle		180	
Measurement Distance		0.00		Measurement Flux		3085 lm	

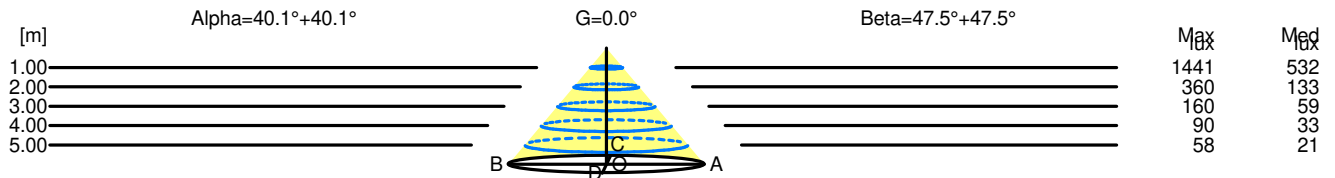
LED Flux=3788lm LED Power=20W Eff=81% EfcLed=188lm/W EfcLum=134lm/W CCT=3000K Ra=90 SDCM=3 L70(17k)=102000h

C.I.E.	55 84 97 100 100	D DIN 5040	A40
F UTE	1.00 D	B NBN	BZ 3 / 1 / BZ 4

Width at 50.00 % of Max Intensity

H[m]	1.00	2.00	3.00	4.00	5.00	H[m]	1.00	2.00	3.00	4.00	5.00
OA	0.84	1.69	2.53	3.37	4.22	OC	1.09	2.18	3.28	4.37	5.46
OB	0.84	1.69	2.53	3.37	4.22	OD	1.09	2.18	3.28	4.37	5.46

	Luminous Intensities [cd/klm]									
	0	5	15	25	35	45	55	65	75	85
OA	1440.97	1424.82	1304.55	1095.76	843.23	611.25	416.16	257.46	126.57	28.91
OB	1440.97	1424.82	1304.55	1095.76	843.23	611.25	416.16	257.46	126.57	28.91
OC	1440.97	1430.05	1352.39	1199.43	1000.78	777.82	558.02	355.01	178.66	40.73
OD	1440.97	1430.05	1352.39	1199.43	1000.78	777.82	558.02	355.01	178.66	40.73



H[m]	D[m]	Max lux	Med lux	Alpha=40.1°+40.1°	G=0.0
1.00	1.69	1441	532		
2.00	3.37	360	133		
3.00	5.06	160	59		
4.00	6.75	90	33		
5.00	8.43	58	21		

H[m]	D[m]	Max lux	Med lux	Beta=47.5°+47.5°	G=0.0
1.00	2.18	1441	532		
2.00	4.37	360	133		
3.00	6.55	160	59		
4.00	8.74	90	33		
5.00	10.92	58	21		