

## Luminaire

Code KA11117  
Name Kata metron 1184 dif dir 930 Dali glo

## Measurement

Code FTS2400160.  
Name Kata metron 1184 dif dir 930 Dali glo

Luminaire Flux	3085 lm	Luminaire Power	23.0 W	Efficacy	134.130 lm/W	Efficiency	100.00%
Source Flux	3085 lm	Maximum value	467.10 cd/klm	Position	C=5.00 G=1.00	CG	Double Symmetrical
Rectangular Luminaire		Length	1184 mm	Width	100 mm	Height	50 mm
Rectangular Luminous Area		Length	1184 mm	Width	40 mm	Height	0 mm
Horizontal Luminous Area		0.047360 m2		Emitting area on Plane 180°	0.000000 m2		
Emitting area on Plane 0°		0.000000 m2		Emitting area on Plane 270°	0.000000 m2		
Emitting area on Plane 90°		0.000000 m2		Glare area at 76°	0.011457 m2		
Coordinate system		CG		Symmetry Type	Double Symmetrical		
Date		15-04-2024		Maximum Gamma Angle	180		
Measurement Distance		0.00		Measurement Flux	3085 lm		

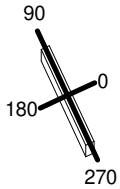
LED Flux=3788lm LED Power=20W Eff=81% EfcLed=188lm/W EfcLum=134lm/W CCT=3000K Ra=90 SDCM=3 L70(17k)=102000h

C.I.E. 55 84 97 100 100  
F UTE 1.00 D

D DIN 5040  
B NBN

A40  
BZ 3 / 1 / BZ 4

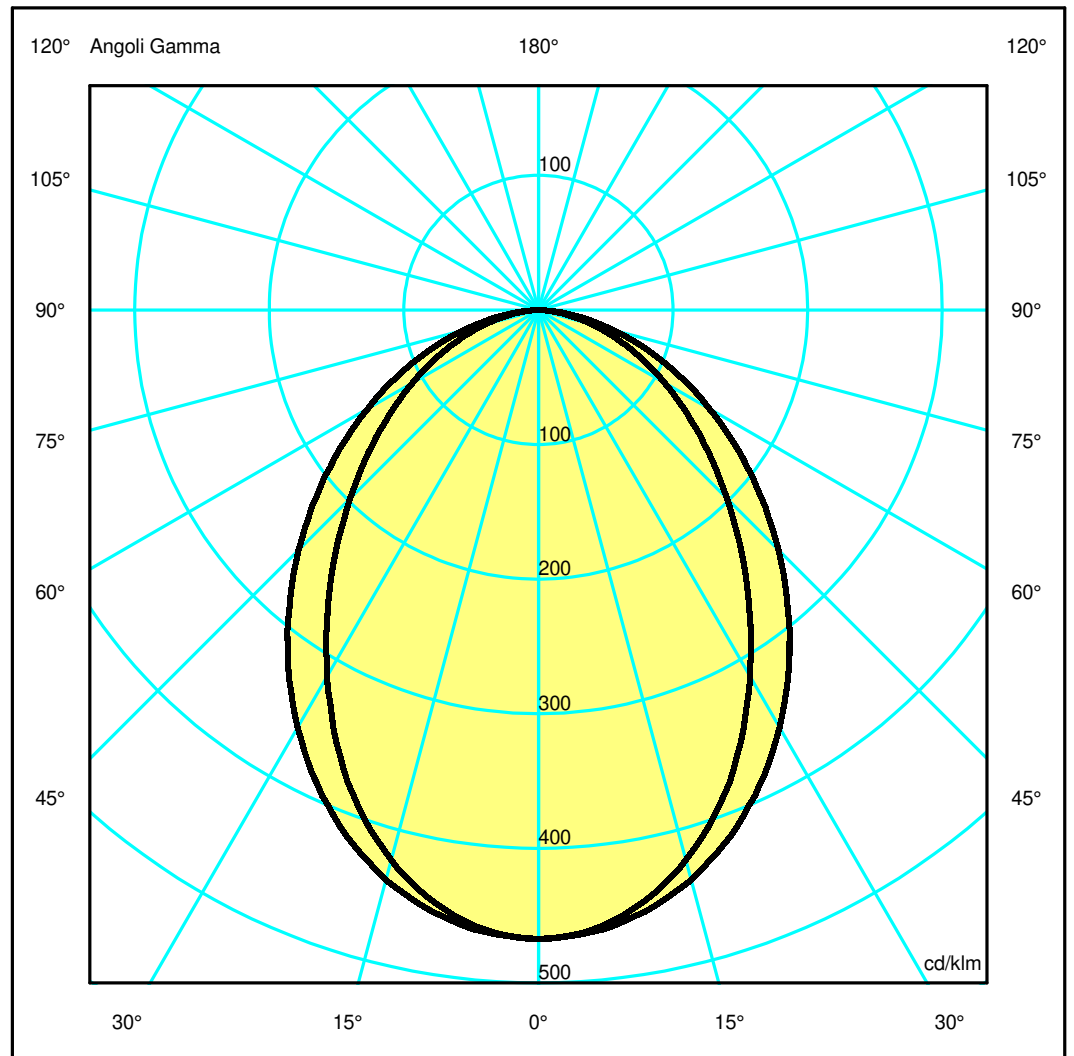
1184mm x 100mm



Semipiani C

180.0 — 0.0  
270.0 — 90.0

ULOR 0.01 %  
DLOR 99.99 %  
RN 0.01 %



## Luminaire

Code KA11117  
Name Kata metron 1184 dif dir 930 Dali glo

## Measurment.

Code FTS2400160.  
Name Kata metron 1184 dif dir 930 Dali glo

Luminaire Flux	3085 lm	Luminaire Power	23.0 W	Efficacy	134.130 lm/W	Efficiency	100.00%
Source Flux	3085 lm	Maximum value	467.10 cd/klm	Position	C=5.00 G=1.00	CG	Double Symmetrical
Rectangular Luminaire		Length	1184 mm	Width	100 mm	Height	50 mm
Rectangular Luminous Area		Length	1184 mm	Width	40 mm	Height	0 mm
Horizontal Luminous Area		0.047360 m <sup>2</sup>		Emitting area on Plane 180°		0.000000 m <sup>2</sup>	
Emitting area on Plane 0°		0.000000 m <sup>2</sup>		Emitting area on Plane 270°		0.000000 m <sup>2</sup>	
Emitting area on Plane 90°		0.000000 m <sup>2</sup>		Glare area at 76°		0.011457 m <sup>2</sup>	
Coordinate system		CG		Symmetry Type		Double Symmetrical	
Date		15-04-2024		Maximum Gamma Angle		180	
Measurement Distance		0.00		Measurement Flux		3085 lm	

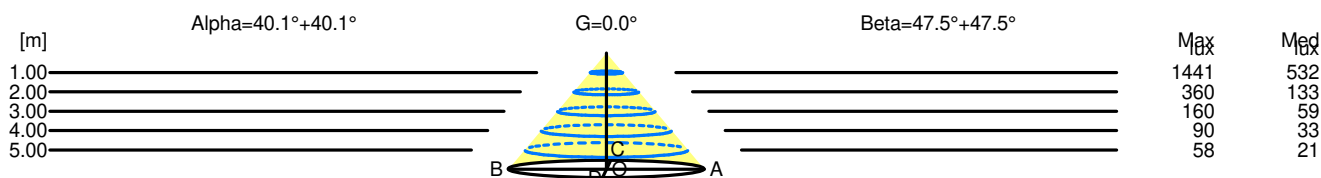
LED Flux=3788lm LED Power=20W Eff=81% EfcLed=188lm/W EfcLum=134lm/W CCT=3000K Ra=90 SDCM=3 L70(17k)=102000h

C.I.E.	55 84 97 100 100	D DIN 5040	A40
F UTE	1.00 D	B NBN	BZ 3 / 1 / BZ 4

Width at 50.00 % of Max Intensity

H[m]	1.00	2.00	3.00	4.00	5.00	H[m]	1.00	2.00	3.00	4.00	5.00
OA	0.84	1.69	2.53	3.37	4.22	OC	1.09	2.18	3.28	4.37	5.46
OB	0.84	1.69	2.53	3.37	4.22	OD	1.09	2.18	3.28	4.37	5.46

	Luminous Intensities [ cd/klm ]									
	0	5	15	25	35	45	55	65	75	85
OA	1440.97	1424.82	1304.55	1095.76	843.23	611.25	416.16	257.46	126.57	28.91
OB	1440.97	1424.82	1304.55	1095.76	843.23	611.25	416.16	257.46	126.57	28.91
OC	1440.97	1430.05	1352.39	1199.43	1000.78	777.82	558.02	355.01	178.66	40.73
OD	1440.97	1430.05	1352.39	1199.43	1000.78	777.82	558.02	355.01	178.66	40.73



H[m]	D[m]	Max lux	Med lux	Alpha=40.1°+40.1°	G=0.0
1.00	1.69	1441	532		
2.00	3.37	360	133		
3.00	5.06	160	59		
4.00	6.75	90	33		
5.00	8.43	58	21		

H[m]	D[m]	Max lux	Med lux	Beta=47.5°+47.5°	G=0.0
1.00	2.18	1441	532		
2.00	4.37	360	133		
3.00	6.55	160	59		
4.00	8.74	90	33		
5.00	10.92	58	21		