

Luminaire

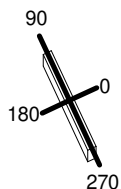
Code KB41108+BZ05904
 Name Kata metron 1184 ref dir in 930 Dali rso + A.39 S\IC SHARP REFR KIT LOUVRES 1184 NRO

Measurement

Code FTS2400472.
 Name Kata metron 1184 ref dir in 930 Dali rso + A.39 S\IC SHARP REFR KIT LOUVRES 1184 NRO

Luminaire Flux	6791 lm	Luminaire Power	53.0 W	Efficacy	128.132 lm/W	Efficiency	100.00%
Source Flux	6791 lm	Maximum value	768.74 cd/klm	Position	C=5.00 G=1.00	CG	Double Symmetrical
Rectangular Luminaire		Length	1184 mm	Width	100 mm	Height	85 mm
Rectangular Luminous Area		Length	1120 mm	Width	35 mm	Height	0 mm
Horizontal Luminous Area	0.039200 m2			Emitting area on Plane 180°	0.000000 m2		
Emitting area on Plane 0°	0.000000 m2			Emitting area on Plane 270°	0.000000 m2		
Emitting area on Plane 90°	0.000000 m2			Glare area at 76°	0.009483 m2		
Coordinate system	CG			Symmetry Type	Double Symmetrical		
Date	16-04-2024			Maximum Gamma Angle	180		
Measurement Distance	0.00			Measurement Flux	6791 lm		
LED Flux=8331lm LED Power=47W Eff=82% EfcLed=179lm/W EfcLum=128lm/W CCT=3000K Ra=90 R9=50 SDCM=3 L70(9k)=50000h							
C.I.E.	98 100 100 66 100			D DIN 5040	B61		
F UTE	--			B NBN	BZ 1		

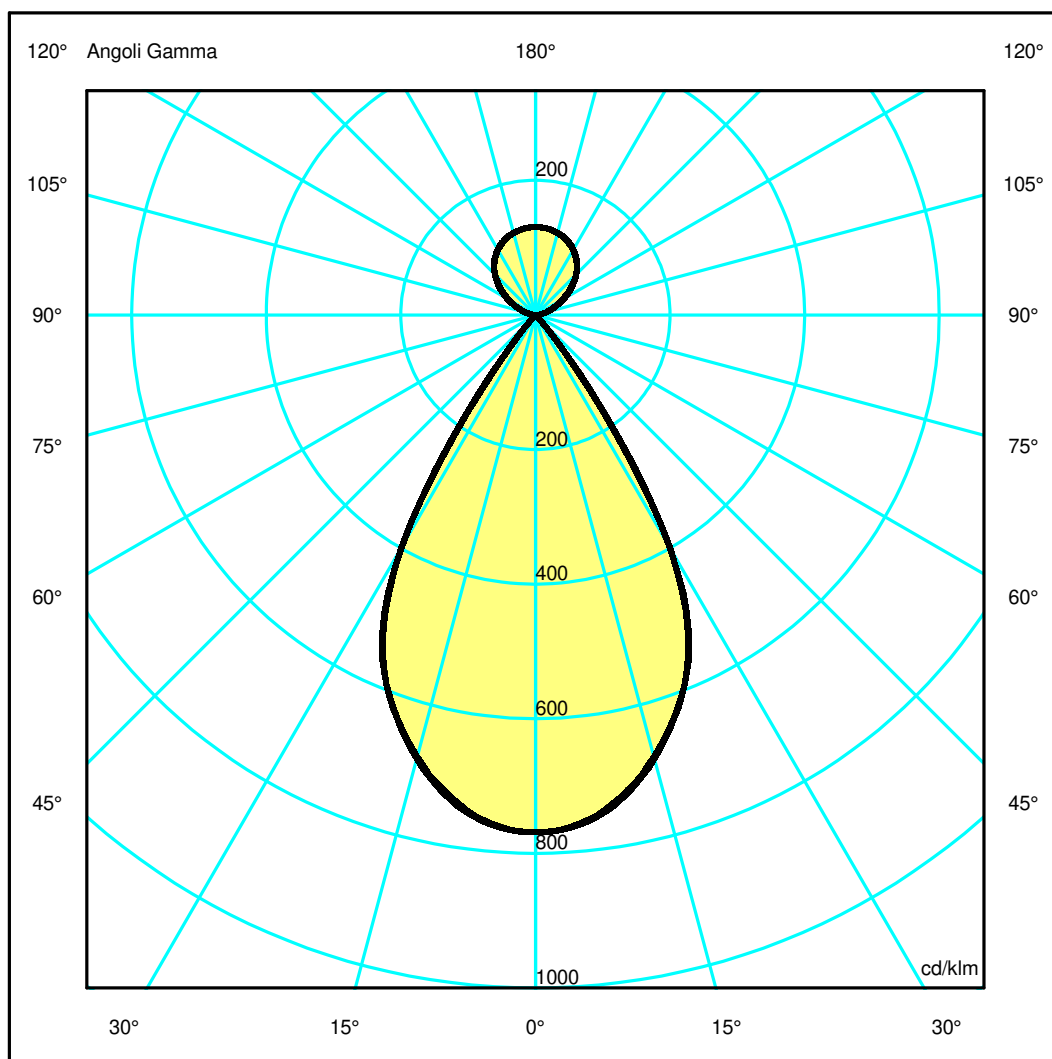
1184mm x 100mm



Semipiani C

180.0 — 0.0
 270.0 — 90.0

ULOR 34.32 %
 DLOR 65.68 %
 RN 34.32 %



Luminaire

Code KB41108+BZ05904
 Name Kata metron 1184 ref dir in 930 Dali rso + A.39 S\IC SHARP REFR KIT LOUVRES 1184 NRO

Measurement

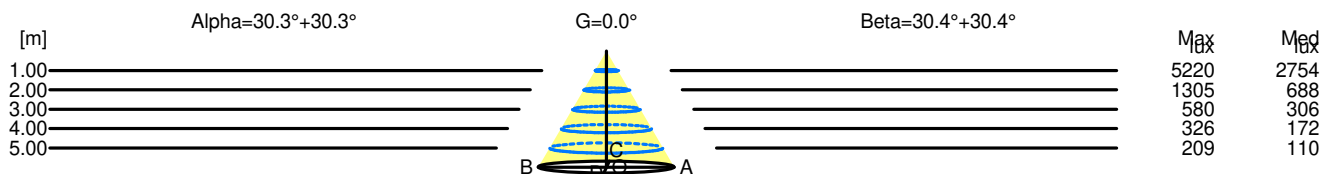
Code FTS2400472.
 Name Kata metron 1184 ref dir in 930 Dali rso + A.39 S\IC SHARP REFR KIT LOUVRES 1184 NRO

Luminaire Flux	6791 lm	Luminaire Power	53.0 W	Efficacy	128.132 lm/W	Efficiency	100.00%
Source Flux	6791 lm	Maximum value	768.74 cd/klm	Position	C=5.00 G=1.00	CG	Double Symmetrical
Rectangular Luminaire		Length	1184 mm	Width	100 mm	Height	85 mm
Rectangular Luminous Area		Length	1120 mm	Width	35 mm	Height	0 mm
Horizontal Luminous Area		0.039200 m2		Emitting area on Plane 180°		0.000000 m2	
Emitting area on Plane 0°		0.000000 m2		Emitting area on Plane 270°		0.000000 m2	
Emitting area on Plane 90°		0.000000 m2		Glare area at 76°		0.009483 m2	
Coordinate system		CG		Symmetry Type		Double Symmetrical	
Date		16-04-2024		Maximum Gamma Angle		180	
Measurement Distance		0.00		Measurement Flux		6791 lm	
LED Flux=8331lm LED Power=47W Eff=82% EfcLed=179lm/W EfcLum=128lm/W CCT=3000K Ra=90 R9=50 SDCM=3 L70(9k)=50000h							
C.I.E.	98 100 100 66 100			D DIN 5040	B61		
F UTE	--			B NBN	BZ 1		

Width at 50.00 % of Max Intensity

H[m]	1.00	2.00	3.00	4.00	5.00	H[m]	1.00	2.00	3.00	4.00	5.00
OA	0.59	1.17	1.76	2.34	2.93	OC	0.59	1.17	1.76	2.35	2.93
OB	0.59	1.17	1.76	2.34	2.93	OD	0.59	1.17	1.76	2.35	2.93

	Luminous Intensities [cd/klm]									
	0	5	15	25	35	45	55	65	75	85
OA	5219.86	5148.02	4614.75	3663.64	1181.08	37.06	7.54	1.72	1.15	0.90
OB	5219.86	5148.02	4614.75	3663.64	1181.08	37.06	7.54	1.72	1.15	0.90
OC	5219.86	5160.95	4632.92	3651.39	1251.81	39.12	8.47	1.87	1.20	0.94
OD	5219.86	5160.95	4632.92	3651.39	1251.81	39.12	8.47	1.87	1.20	0.94



H[m]	D[m]	Max lux	Med lux	Alpha=30.3°+30.3°	G=0.0
1.00	1.17	5220	2754		
2.00	2.34	1305	688		
3.00	3.51	580	306		
4.00	4.68	326	172		
5.00	5.85	209	110		

H[m]	D[m]	Max lux	Med lux	Beta=30.4°+30.4°	G=0.0
1.00	1.17	5220	2754		
2.00	2.35	1305	688		
3.00	3.52	580	306		
4.00	4.69	326	172		
5.00	5.86	209	110		