

Luminaire

Code KB43117+BZ05904
 Name Kata metron 1184 ref dir in 940 Dali glo + A.39 S\C SHARP REFR KIT LOUVRES 1184 NRO

Measurement

Code FTS2400478.
 Name Kata metron 1184 ref dir in 940 Dali glo + A.39 S\C SHARP REFR KIT LOUVRES 1184 NRO

Luminaire Flux	7088 lm	Luminaire Power	53.0 W	Efficacy	133.736 lm/W	Efficiency	100.00%
Source Flux	7088 lm	Maximum value	785.58 cd/klm	Position	C=5.00 G=1.00	CG	Double Symmetrical
Rectangular Luminaire		Length	1184 mm	Width	100 mm	Height	85 mm
Rectangular Luminous Area		Length	1120 mm	Width	35 mm	Height	0 mm
Horizontal Luminous Area		0.039200 m2		Emitting area on Plane 180°	0.000000 m2		
Emitting area on Plane 0°		0.000000 m2		Emitting area on Plane 270°	0.000000 m2		
Emitting area on Plane 90°		0.000000 m2		Glare area at 76°	0.009483 m2		
Coordinate system		CG		Symmetry Type	Double Symmetrical		
Date		16-04-2024		Maximum Gamma Angle	180		
Measurement Distance		0.00		Measurement Flux	7088 lm		

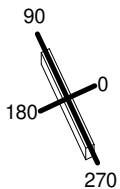
LED Flux=8701lm LED Power=47W Eff=81% EfcLed=187lm/W EfcLum=134lm/W CCT=4000K Ra=90 R9=50 SDCM=3 L70(9k)=50000h

C.I.E. 98 100 100 67 100
 F UTE --

D DIN 5040
 B NBN

B61
 BZ 1

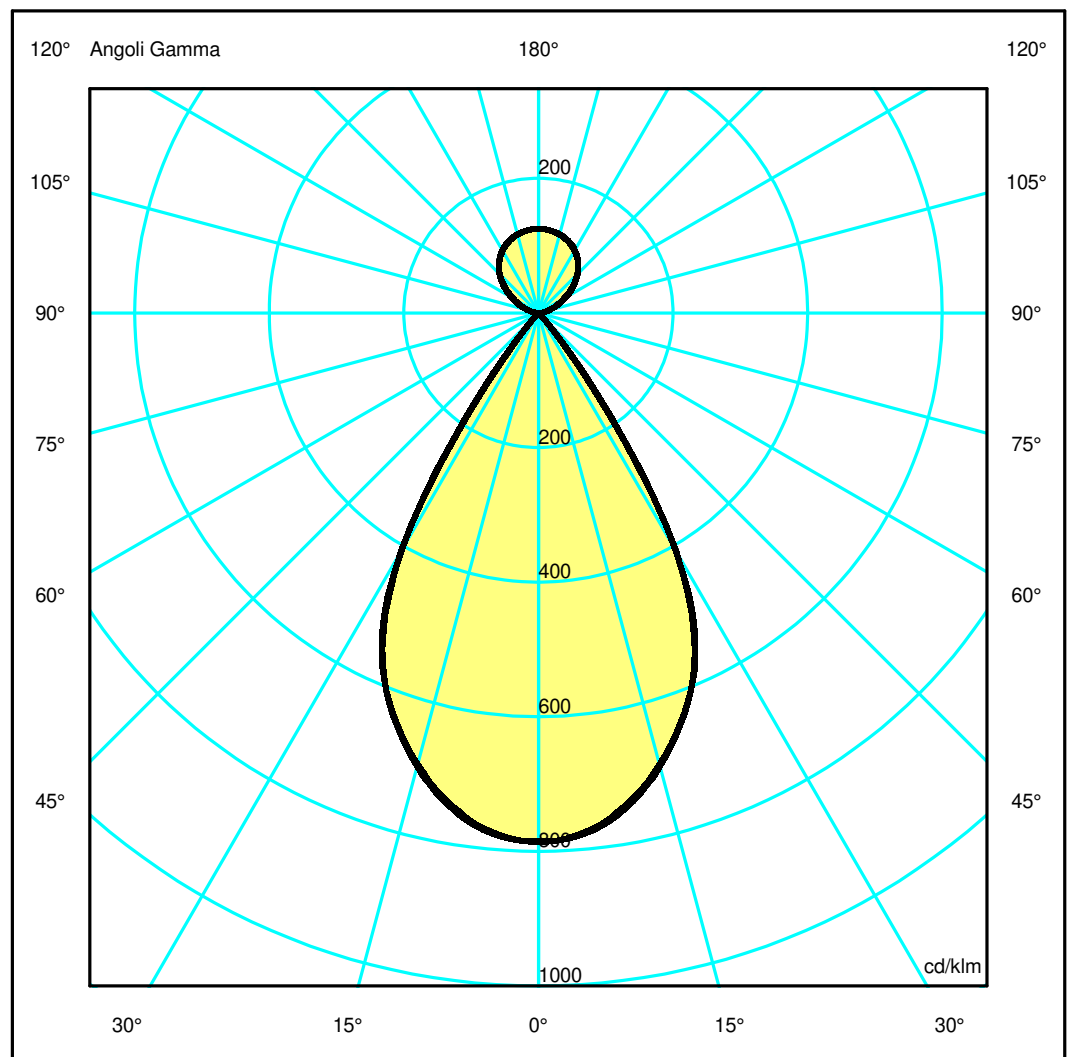
1184mm x 100mm



Semipiani C

180.0 — 0.0
 270.0 — 90.0

ULOR 32.89 %
 DLOR 67.11 %
 RN 32.89 %



Luminaire

Code KB43117+BZ05904
 Name Kata metron 1184 ref dir in 940 Dali glo + A.39 S\C SHARP REFR KIT LOUVRES 1184 NRO

Measurem.

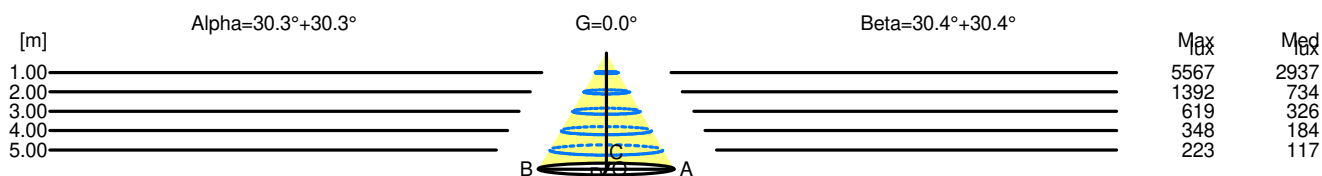
Code FTS2400478.
 Name Kata metron 1184 ref dir in 940 Dali glo + A.39 S\C SHARP REFR KIT LOUVRES 1184 NRO

Luminaire Flux	7088 lm	Luminaire Power	53.0 W	Efficacy	133.736 lm/W	Efficiency	100.00%
Source Flux	7088 lm	Maximum value	785.58 cd/klm	Position	C=5.00 G=1.00	CG	Double Symmetrical
Rectangular Luminaire		Length	1184 mm	Width	100 mm	Height	85 mm
Rectangular Luminous Area		Length	1120 mm	Width	35 mm	Height	0 mm
Horizontal Luminous Area		0.039200 m2		Emitting area on Plane 180°		0.000000 m2	
Emitting area on Plane 0°		0.000000 m2		Emitting area on Plane 270°		0.000000 m2	
Emitting area on Plane 90°		0.000000 m2		Glare area at 76°		0.009483 m2	
Coordinate system		CG		Symmetry Type		Double Symmetrical	
Date		16-04-2024		Maximum Gamma Angle		180	
Measurement Distance		0.00		Measurement Flux		7088 lm	
LED Flux=8701lm LED Power=47W Eff=81% EfcLed=187lm/W EfcLum=134lm/W CCT=4000K Ra=90 R9=50 SDCM=3 L70(9k)=50000h							
C.I.E.	98 100 100 67 100			D DIN 5040	B61		
F UTE	--			B NBN	BZ 1		

Width at 50.00 % of Max Intensity

H[m]	1.00	2.00	3.00	4.00	5.00	H[m]	1.00	2.00	3.00	4.00	5.00
OA	0.59	1.17	1.76	2.34	2.93	OC	0.59	1.17	1.76	2.35	2.93
OB	0.59	1.17	1.76	2.34	2.93	OD	0.59	1.17	1.76	2.35	2.93

	Luminous Intensities [cd/klm]									
	0	5	15	25	35	45	55	65	75	85
OA	5567.47	5490.84	4922.06	3907.61	1259.73	39.53	8.05	1.83	1.22	0.96
OB	5567.47	5490.84	4922.06	3907.61	1259.73	39.53	8.05	1.83	1.22	0.96
OC	5567.47	5504.63	4941.43	3894.55	1335.17	41.73	9.03	2.00	1.28	1.00
OD	5567.47	5504.63	4941.43	3894.55	1335.17	41.73	9.03	2.00	1.28	1.00



H[m]	D[m]	Max lux	Med lux	Alpha=30.3°+30.3°	G=0.0
1.00	1.17	5567	2937		
2.00	2.34	1392	734		
3.00	3.51	619	326		
4.00	4.68	348	184		
5.00	5.85	223	117		

H[m]	D[m]	Max lux	Med lux	Beta=30.4°+30.4°	G=0.0
1.00	1.17	5567	2937		
2.00	2.35	1392	734		
3.00	3.52	619	326		
4.00	4.69	348	184		
5.00	5.86	223	117		