

Luminaire

Code KB71117
Name Kata metron 1184 S&P dir in 930 Dali glo

Measurum.

Code FTS2400466.
Name Kata metron 1184 S&P dir in 930 Dali glo

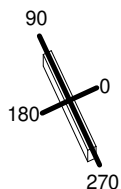
Luminaire Flux	2331 lm	Luminaire Power	18.0 W	Efficacy	129.500 lm/W	Efficiency	100.00%
Source Flux	2331 lm	Maximum value	381.51 cd/klm	Position	C=0.00 G=180.00	CG	Double Symmetrical
Rectangular Luminaire		Length	1184 mm	Width	100 mm	Height	50 mm
Rectangular Luminous Area		Length	900 mm	Width	40 mm	Height	0 mm
Horizontal Luminous Area		0.036000 m2		Emitting area on Plane 180°	0.000000 m2		
Emitting area on Plane 0°		0.000000 m2		Emitting area on Plane 270°	0.000000 m2		
Emitting area on Plane 90°		0.000000 m2		Glare area at 76°	0.008709 m2		
Coordinate system		CG		Symmetry Type	Double Symmetrical		
Date		05-06-2024		Maximum Gamma Angle	180		
Measurement Distance		0.00		Measurement Flux	2331 lm		

LED Flux=2788lm LED Power=15W Eff=84% EfcLed=184lm/W EfcLum=130lm/W CCT=3000K Ra=90 SDCM=3 L70(17k)=102000h

C.I.E. 0 0 0 0 100
F UTE 1.00 T

D DIN 5040 --
B NBN BZ 10

1184mm x 100mm



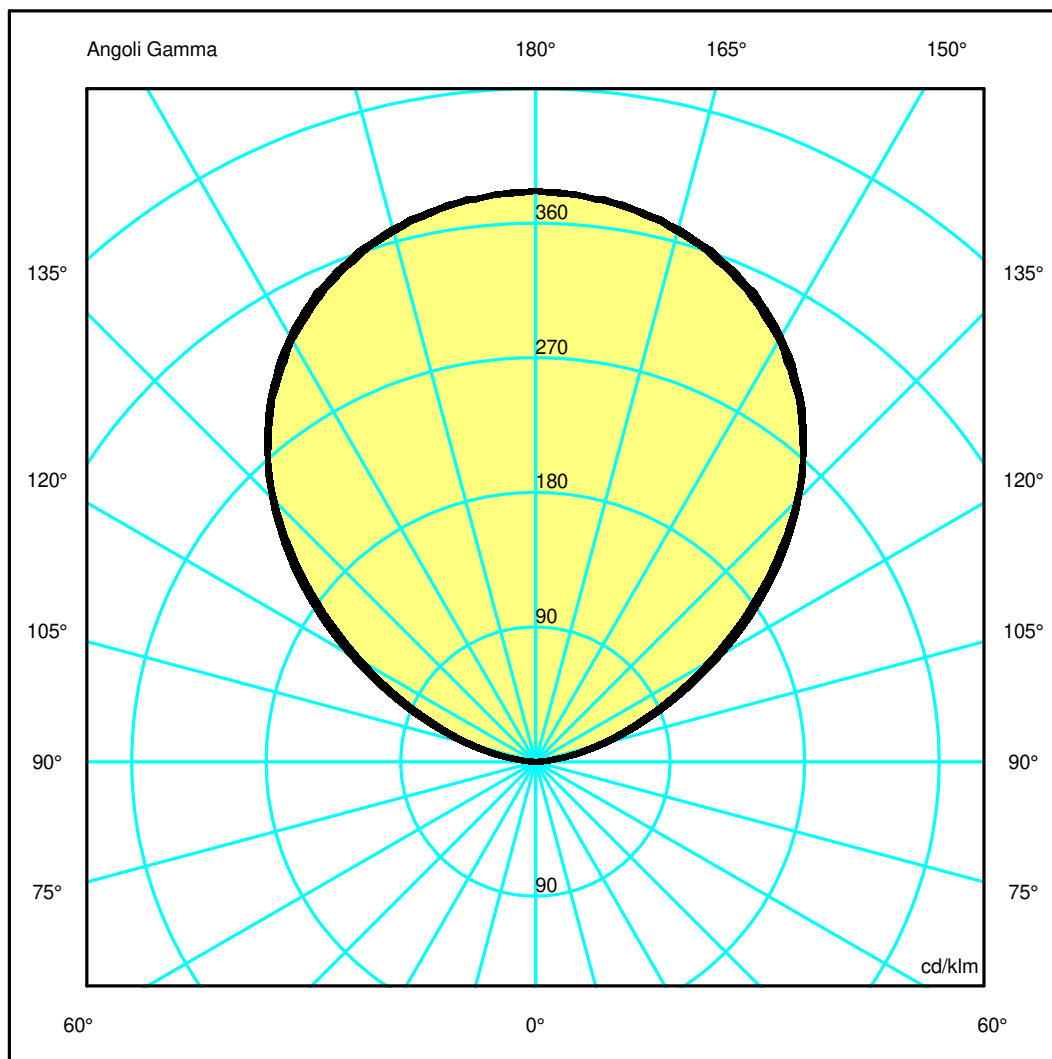
Semipiani C

180.0 — 0.0
270.0 — 90.0

ULOR 99.99 %

DLOR 0.01 %

RN 99.99 %



Luminaire

Code KB71117
Name Kata metron 1184 S&P dir in 930 Dali glo

Measurment.

Code FTS2400466.
Name Kata metron 1184 S&P dir in 930 Dali glo

Luminaire Flux	2331 lm	Luminaire Power	18.0 W	Efficacy	129.500 lm/W	Efficiency	100.00%
Source Flux	2331 lm	Maximum value	381.51 cd/klm	Position	C=0.00 G=180.00	CG	Double Symmetrical
Rectangular Luminaire		Length	1184 mm	Width	100 mm	Height	50 mm
Rectangular Luminous Area		Length	900 mm	Width	40 mm	Height	0 mm
Horizontal Luminous Area		0.036000 m2		Emitting area on Plane 180°		0.000000 m2	
Emitting area on Plane 0°		0.000000 m2		Emitting area on Plane 270°		0.000000 m2	
Emitting area on Plane 90°		0.000000 m2		Glare area at 76°		0.008709 m2	
Coordinate system		CG		Symmetry Type		Double Symmetrical	
Date		05-06-2024		Maximum Gamma Angle		180	
Measurement Distance		0.00		Measurement Flux		2331 lm	

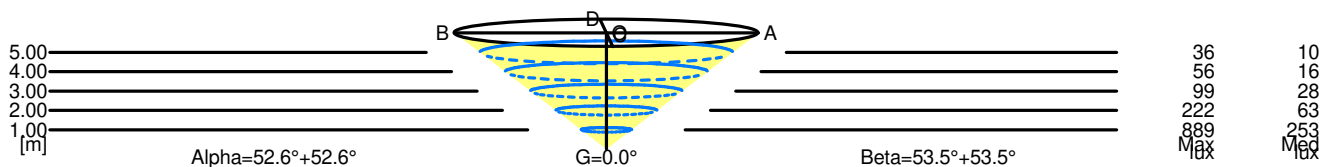
LED Flux=2788lm LED Power=15W Eff=84% EfcLed=184lm/W EfcLum=130lm/W CCT=3000K Ra=90 SDCM=3 L70(17k)=102000h

C.I.E.	0 0 0 0 100	D DIN 5040	--
F UTE	1.00 T	B NBN	BZ 10

Width at 50.00 % of Max Intensity

H[m]	1.00	2.00	3.00	4.00	5.00	H[m]	1.00	2.00	3.00	4.00	5.00
OA	1.31	2.62	3.92	5.23	6.54	OC	1.35	2.70	4.05	5.40	6.75
OB	1.31	2.62	3.92	5.23	6.54	OD	1.35	2.70	4.05	5.40	6.75

	Luminous Intensities [cd/klm]									
	0	5	15	25	35	45	55	65	75	85
OA	889.31	883.89	859.71	807.43	713.64	575.83	402.70	233.54	102.74	16.29
OB	889.31	883.89	859.71	807.43	713.64	575.83	402.70	233.54	102.74	16.29
OC	889.31	884.23	855.14	797.97	707.63	580.02	418.75	249.77	113.43	21.78
OD	889.31	884.23	855.14	797.97	707.63	580.02	418.75	249.77	113.43	21.78



5.00	13.08	36	10	
4.00	10.46	56	16	
3.00	7.85	99	28	
2.00	5.23	222	63	
1.00	2.62	889	253	
H[m]	D[m]	Max lux	Med lux	Alpha=52.6°+52.6° G=0.0

5.00	13.50	36	10	
4.00	10.80	56	16	
3.00	8.10	99	28	
2.00	5.40	222	63	
1.00	2.70	889	253	
H[m]	D[m]	Max lux	Med lux	Beta=53.5°+53.5° G=0.0