

Luminaire

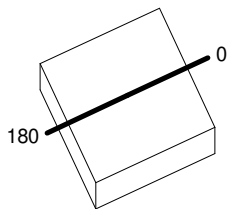
Code KZ33004+AP91300
 Name kata metron pst spot 1x55 Dali 940 SP nr + Soft Filter

Measurement

Code FTS2400349.
 Name kata metron pst spot 1x55 Dali 940 SP nr + Soft Filter

Luminaire Flux	1463 lm	Luminaire Power	22.0 W	Efficacy	66.500 lm/W	Efficiency	100.00%
Source Flux	1463 lm	Maximum value	4480.84 cd/klm	Position	C=0.00 G=0.00	CG	Rotosymmetrical
Rectangular Luminaire Round Luminous Area	Length Diam.	55 mm 48 mm	Width Height	55 mm 0 mm	Height	130 mm	
Horizontal Luminous Area Emitting area on Plane 0° Emitting area on Plane 90°	0.001810 m2 0.000000 m2 0.000000 m2	Emitting area on Plane 180° Emitting area on Plane 270° Glare area at 76°	0.000000 m2 0.000000 m2 0.000438 m2				
Coordinate system	CG	Symmetry Type	Rotosymmetrical				
Date	20-06-2024	Maximum Gamma Angle	180				
Measurement Distance	0.00	Measurement Flux	1463 lm				
LED Flux=2745lm LED Power=18W Eff=53% EfcLed=157lm/W EfcLum=67lm/W CCT=4000K Ra=90 R9=50 SDCM=3 L70(9k)=50000h							
C.I.E.	98 99 100 100 100	D DIN 5040	A60				
F UTE	--	B NBN	BZ 1				

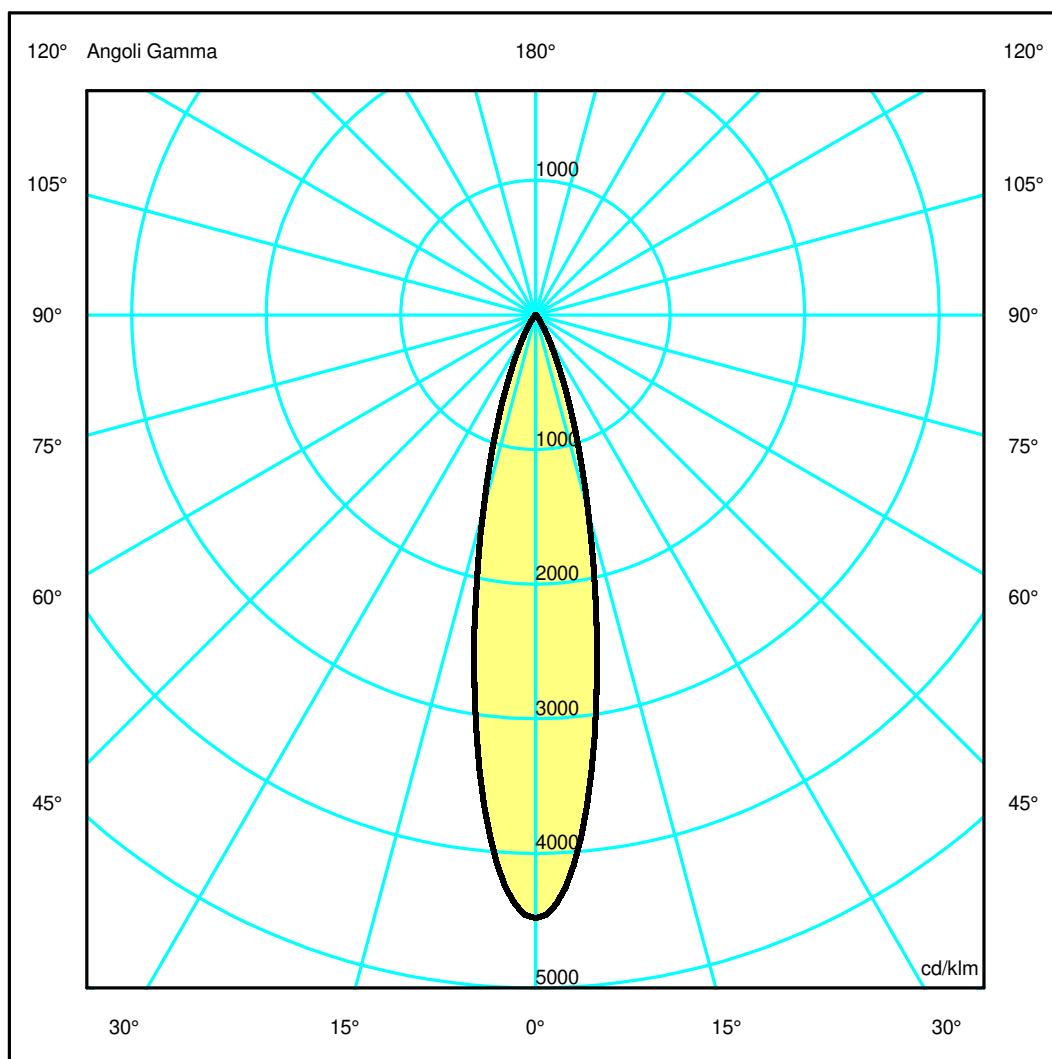
55mm x 55mm



Semipiani C

180.0 ——— 0.0

ULOR 0.00 %
 DLOR 100.00 %
 RN 0.00 %



Luminaire

Code KZ33004+AP91300
Name kata metron pst spot 1x55 Dali 940 SP nr + Soft Filter

Measurement

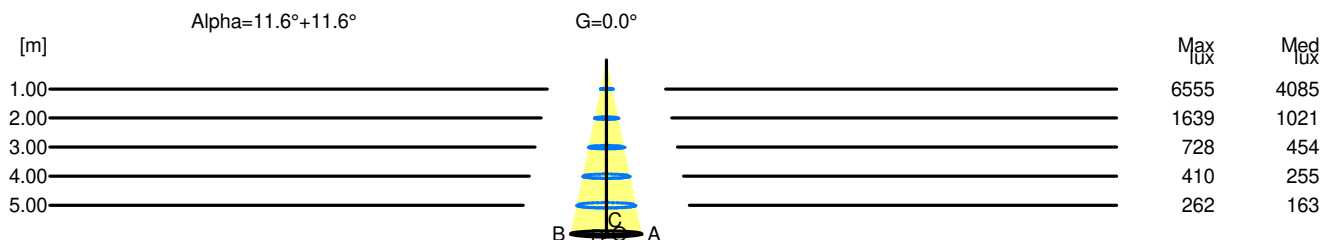
Code FTS2400349.
Name kata metron pst spot 1x55 Dali 940 SP nr + Soft Filter

Luminaire Flux	1463 lm	Luminaire Power	22.0 W	Efficacy	66.500 lm/W	Efficiency	100.00%
Source Flux	1463 lm	Maximum value	4480.84 cd/klm	Position	C=0.00 G=0.00	CG	Rotosymmetrical
Rectangular Luminaire Round Luminous Area	Length Diam.	55 mm 48 mm	Width Height	55 mm 0 mm	Height	130 mm	
Horizontal Luminous Area Emitting area on Plane 0° Emitting area on Plane 90°	0.001810 m2 0.000000 m2 0.000000 m2	Emitting area on Plane 180° Emitting area on Plane 270° Glare area at 76°	0.000000 m2 0.000000 m2 0.000438 m2				
Coordinate system Date Measurement Distance	CG 20-06-2024 0.00	Symmetry Type Maximum Gamma Angle Measurement Flux	Rotosymmetrical 180 1463 lm				
LED Flux=2745lm LED Power=18W Eff=53% EfcLed=157lm/W EfcLum=67lm/W CCT=4000K Ra=90 R9=50 SDCM=3 L70(9k)=50000h							
C.I.E. F UTE	98 99 100 100 100 --	D DIN 5040 B NBN	A60 BZ 1				

Width at 50.00 % of Max Intensity

H[m]	1.00	2.00	3.00	4.00	5.00	H[m]	1.00	2.00	3.00	4.00	5.00
OA	0.20	0.41	0.61	0.82	1.02	OC	0.20	0.41	0.61	0.82	1.02
OB	0.20	0.41	0.61	0.82	1.02	OD	0.20	0.41	0.61	0.82	1.02

	Luminous Intensities [cd/klm]									
	0	5	15	25	35	45	55	65	75	85
OA	6555.47	5690.17	2198.74	540.73	102.16	21.89	8.27	6.07	3.91	1.06
OB	6555.47	5690.17	2198.74	540.73	102.16	21.89	8.27	6.07	3.91	1.06
OC	6555.47	5690.17	2198.74	540.73	102.16	21.89	8.27	6.07	3.91	1.06
OD	6555.47	5690.17	2198.74	540.73	102.16	21.89	8.27	6.07	3.91	1.06



H[m]	D[m]	Max lux	Med lux	Alpha=11.6°+11.6°	G=0.0
1.00	0.41	6555	4085		
2.00	0.82	1639	1021		
3.00	1.23	728	454		
4.00	1.64	410	255		
5.00	2.04	262	163		