

Luminaire

Code KZ33104+AP91200
 Name kata metron pst spot 1x55 Dali 940 FL nr + Lens for Elliptical emission

Measurement

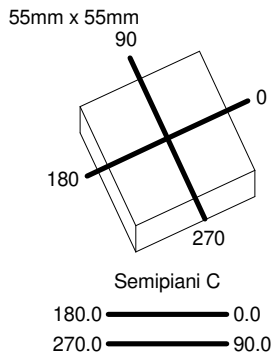
Code FTS2400353.
 Name kata metron pst spot 1x55 Dali 940 FL nr + Lens for Elliptical emission

Luminaire Flux	1379 lm	Luminaire Power	22.0 W	Efficacy	62.682 lm/W	Efficiency	100.00%
Source Flux	1379 lm	Maximum value	3297.87 cd/klm	Position	C=0.00 G=0.00	CG	Double Symmetrical
Rectangular Luminaire Round Luminous Area		Length Diam.	55 mm 48 mm	Width Height	55 mm 0 mm	Height	130 mm
Horizontal Luminous Area Emitting area on Plane 0° Emitting area on Plane 90°		0.001810 m2 0.000000 m2 0.000000 m2		Emitting area on Plane 180° Emitting area on Plane 270° Glare area at 76°		0.000000 m2 0.000000 m2 0.000438 m2	
Coordinate system Date Measurement Distance		CG 20-06-2024 0.00		Symmetry Type Maximum Gamma Angle Measurement Flux		Double Symmetrical 180 1379 lm	

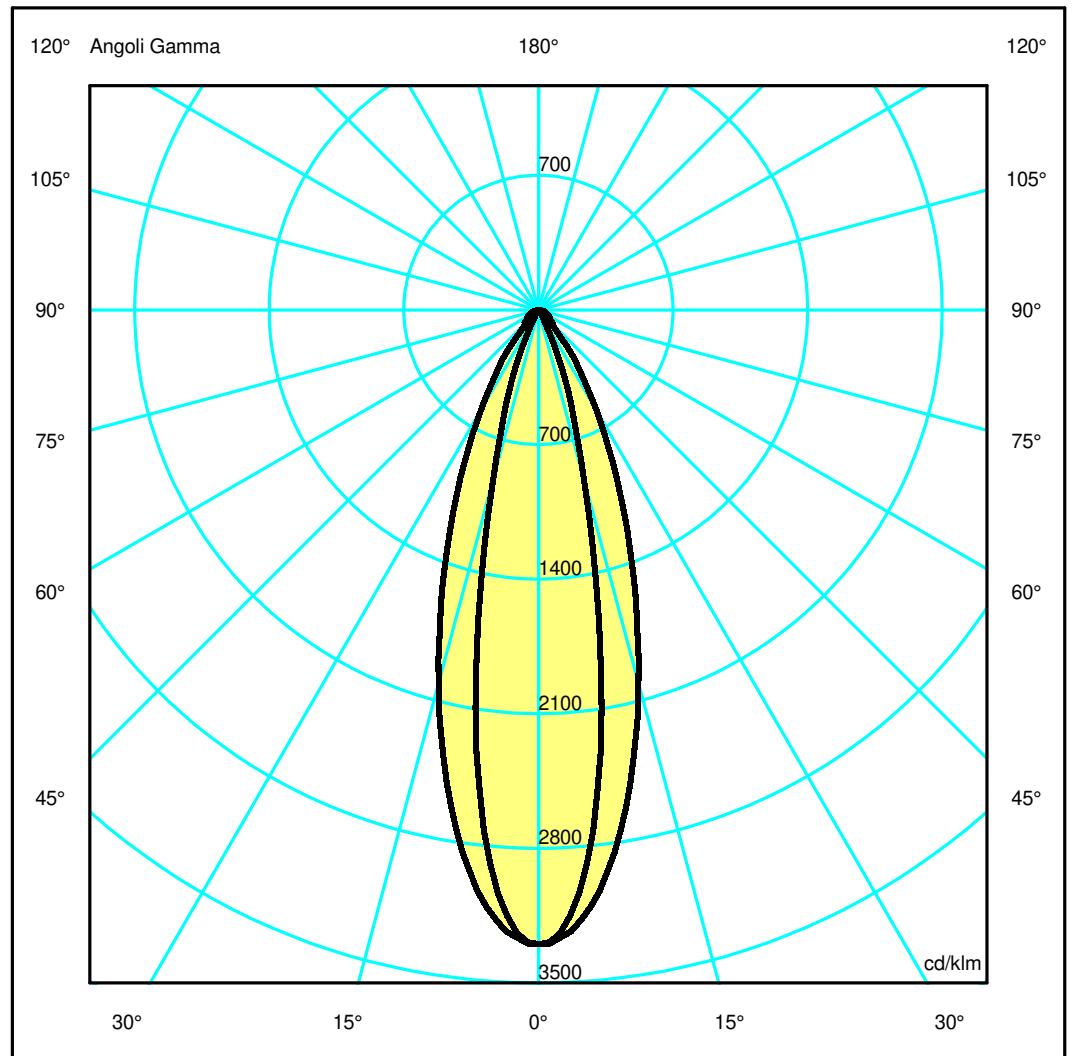
LED Flux=2745lm LED Power=18W Eff=50% EfcLed=157lm/W EfcLum=63lm/W CCT=4000K Ra=90 R9=50 SDCM=3 L70(9k)=50000h

C.I.E. 94 98 99 100 100
 F UTE 1.00 A

D DIN 5040
 B NBN
 A60
 BZ 1



ULOR 0.00 %
 DLOR 100.00 %
 RN 0.00 %



Luminaire

Code KZ33104+AP91200
Name kata metron pst spot 1x55 Dali 940 FL nr + Lens for Elliptical emission

Measurement

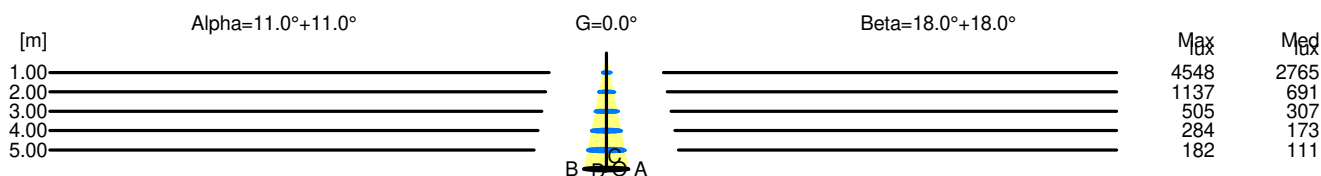
Code FTS2400353.
Name kata metron pst spot 1x55 Dali 940 FL nr + Lens for Elliptical emission

Luminaire Flux	1379 lm	Luminaire Power	22.0 W	Efficacy	62.682 lm/W	Efficiency	100.00%
Source Flux	1379 lm	Maximum value	3297.87 cd/klm	Position	C=0.00 G=0.00	CG	Double Symmetrical
Rectangular Luminaire Round Luminous Area	Length Diam.	55 mm 48 mm	Width Height	55 mm 0 mm	Height	130 mm	
Horizontal Luminous Area Emitting area on Plane 0° Emitting area on Plane 90°	0.001810 m2 0.000000 m2 0.000000 m2	Emitting area on Plane 180° Emitting area on Plane 270° Glare area at 76°	0.000000 m2 0.000000 m2 0.000438 m2				
Coordinate system Date Measurement Distance	CG 20-06-2024 0.00	Symmetry Type Maximum Gamma Angle Measurement Flux	Double Symmetrical 180 1379 lm				
LED Flux=2745lm LED Power=18W Eff=50% EfcLed=157lm/W EfcLum=63lm/W CCT=4000K Ra=90 R9=50 SDCM=3 L70(9k)=50000h							
C.I.E. F UTE	94 98 99 100 100 1.00 A	D DIN 5040 B NBN	A60 BZ 1				

Width at 50.00 % of Max Intensity

H[m]	1.00	2.00	3.00	4.00	5.00	H[m]	1.00	2.00	3.00	4.00	5.00
OA	0.19	0.39	0.58	0.78	0.97	OC	0.32	0.65	0.97	1.30	1.62
OB	0.19	0.39	0.58	0.78	0.97	OD	0.32	0.65	0.97	1.30	1.62

	Luminous Intensities [cd/klm]									
	0	5	15	25	35	45	55	65	75	85
OA	4547.76	3985.72	1262.09	201.35	34.61	15.07	9.36	6.58	4.90	1.43
OB	4547.76	3985.72	1262.09	201.35	34.61	15.07	9.36	6.58	4.90	1.43
OC	4547.76	4294.81	2766.30	1323.73	482.84	133.17	101.54	66.77	43.30	10.02
OD	4547.76	4294.81	2766.30	1323.73	482.84	133.17	101.54	66.77	43.30	10.02



H[m]	D[m]	Max lux	Med lux	Alpha=11.0°+11.0°	G=0.0
1.00	0.39	4548	2765		
2.00	0.78	1137	691		
3.00	1.17	505	307		
4.00	1.56	284	173		
5.00	1.94	182	111		

H[m]	D[m]	Max lux	Med lux	Beta=18.0°+18.0°	G=0.0
1.00	0.65	4548	2765		
2.00	1.30	1137	691		
3.00	1.95	505	307		
4.00	2.60	284	173		
5.00	3.25	182	111		