

Luminaire

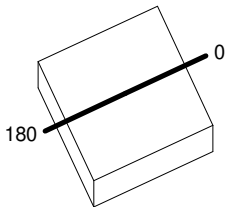
Code KZ33104+AP91400
 Name kata metron pst spot 1x55 Dali 940 FL nr + Anti-Duzzle Louvre

Measurement

Code FTS2400356.
 Name kata metron pst spot 1x55 Dali 940 FL nr + Anti-Duzzle Louvre

Luminaire Flux	1407 lm	Luminaire Power	22.0 W	Efficacy	63.955 lm/W	Efficiency	100.00%
Source Flux	1407 lm	Maximum value	6688.13 cd/klm	Position	C=0.00 G=0.00	CG	Rotosymmetrical
Rectangular Luminaire Round Luminous Area	Length Diam.	55 mm 48 mm	Width Height	55 mm 0 mm	Height	130 mm	
Horizontal Luminous Area Emitting area on Plane 0° Emitting area on Plane 90°	0.001810 m2 0.000000 m2 0.000000 m2	Emitting area on Plane 180° Emitting area on Plane 270° Glare area at 76°	0.000000 m2 0.000000 m2 0.000438 m2				
Coordinate system Date Measurement Distance	CG 20-06-2024 0.00	Symmetry Type Maximum Gamma Angle Measurement Flux	Rotosymmetrical 180 1407 lm				
LED Flux=2745lm LED Power=18W Eff=51% EfcLed=157lm/W EfcLum=64lm/W CCT=4000K Ra=90 R9=50 SDCM=3 L70(9k)=50000h							
C.I.E. F UTE	100 100 100 100 100 --	D DIN 5040 B NBN	A60 BZ 1				

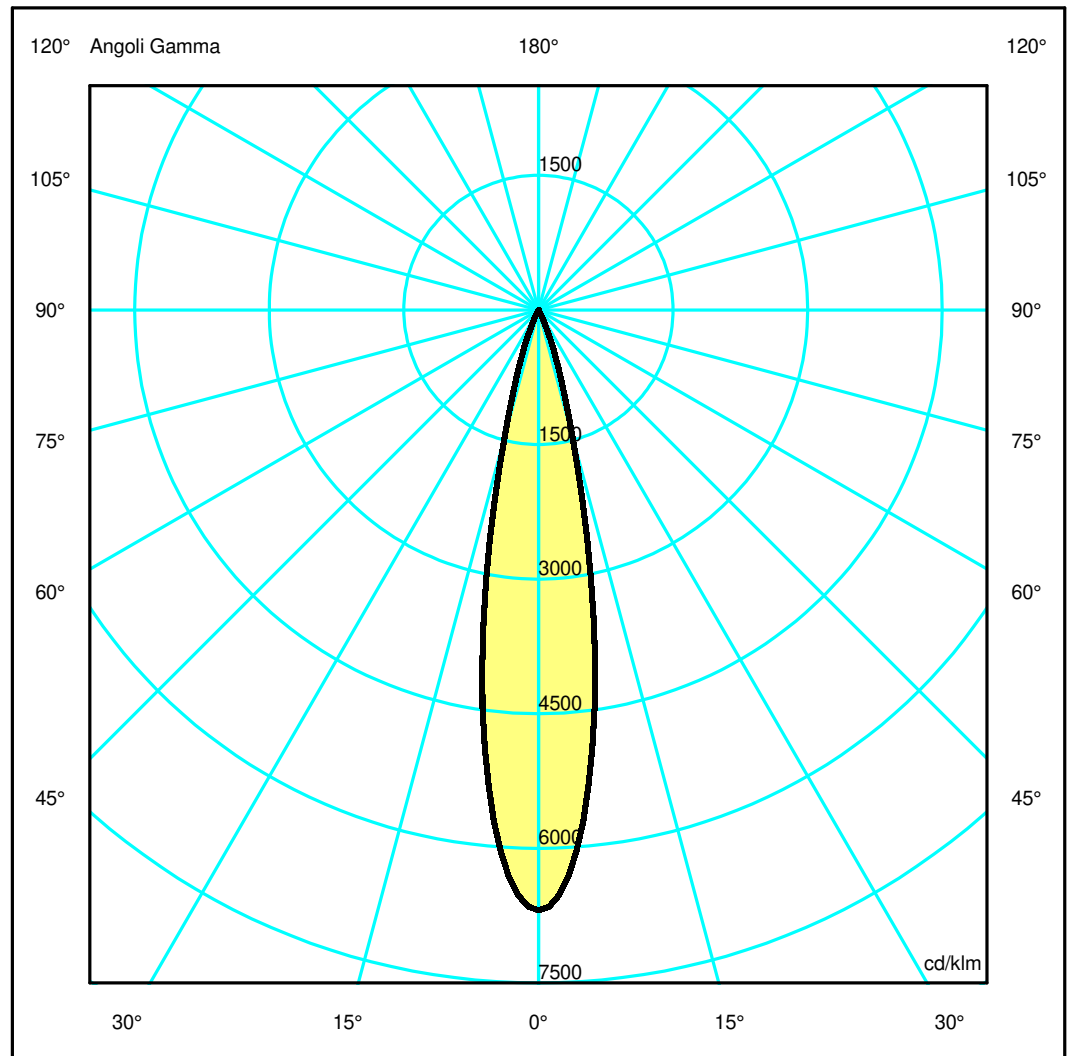
55mm x 55mm



Semipiani C

180.0 ——— 0.0

ULOR 0.00 %
 DLOR 100.00 %
 RN 0.00 %



Luminaire

Code KZ33104+AP91400
Name kata metron pst spot 1x55 Dali 940 FL nr + Anti-Duzzle Louvre

Measurem.

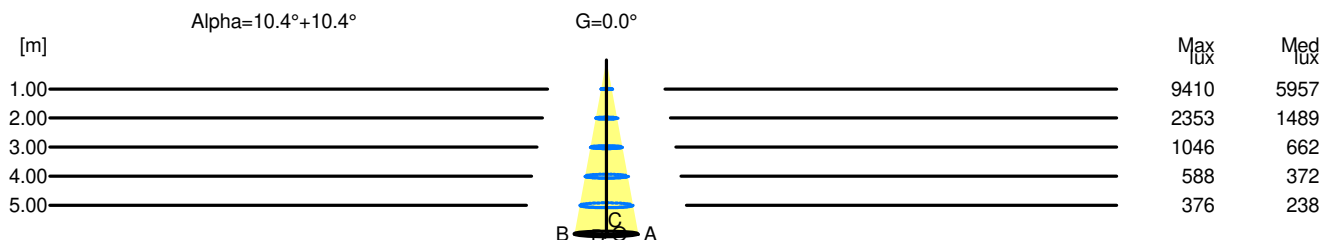
Code FTS2400356.
Name kata metron pst spot 1x55 Dali 940 FL nr + Anti-Duzzle Louvre

Luminaire Flux	1407 lm	Luminaire Power	22.0 W	Efficacy	63.955 lm/W	Efficiency	100.00%
Source Flux	1407 lm	Maximum value	6688.13 cd/klm	Position	C=0.00 G=0.00	CG	Rotosymmetrical
Rectangular Luminaire Round Luminous Area		Length Diam.	55 mm 48 mm	Width Height	55 mm 0 mm	Height	130 mm
Horizontal Luminous Area Emitting area on Plane 0° Emitting area on Plane 90°		0.001810 m2 0.000000 m2 0.000000 m2		Emitting area on Plane 180° Emitting area on Plane 270° Glare area at 76°		0.000000 m2 0.000000 m2 0.000438 m2	
Coordinate system Date Measurement Distance		CG 20-06-2024 0.00		Symmetry Type Maximum Gamma Angle Measurement Flux		Rotosymmetrical 180 1407 lm	
LED Flux=2745lm LED Power=18W Eff=51% EfcLed=157lm/W EfcLum=64lm/W CCT=4000K Ra=90 R9=50 SDCM=3 L70(9k)=50000h							
C.I.E. F UTE	100 100 100 100 100 --			D DIN 5040 B NBN	A60 BZ 1		

Width at 50.00 % of Max Intensity

H[m]	1.00	2.00	3.00	4.00	5.00	H[m]	1.00	2.00	3.00	4.00	5.00
OA	0.18	0.37	0.55	0.74	0.92	OC	0.18	0.37	0.55	0.74	0.92
OB	0.18	0.37	0.55	0.74	0.92	OD	0.18	0.37	0.55	0.74	0.92

	Luminous Intensities [cd/klm]									
	0	5	15	25	35	45	55	65	75	85
OA	9410.20	8039.25	2060.21	188.85	18.26	5.02	1.75	0.56	0.42	0.31
OB	9410.20	8039.25	2060.21	188.85	18.26	5.02	1.75	0.56	0.42	0.31
OC	9410.20	8039.25	2060.21	188.85	18.26	5.02	1.75	0.56	0.42	0.31
OD	9410.20	8039.25	2060.21	188.85	18.26	5.02	1.75	0.56	0.42	0.31



H[m]	D[m]	Max lux	Med lux	Alpha=10.4°+10.4°	G=0.0
1.00	0.37	9410	5957		
2.00	0.74	2353	1489		
3.00	1.10	1046	662		
4.00	1.47	588	372		
5.00	1.84	376	238		