

## Luminaire

Code KZ50004+AP90200  
 Name kata metron pst spt 2x40 Dali 927 SP nro + Lens for Elliptical emission

## Measurement

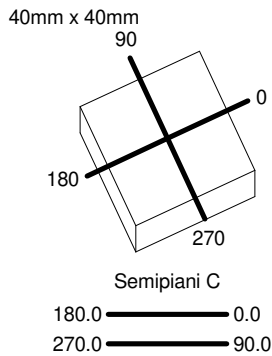
Code FTS2400436.  
 Name kata metron pst spt 2x40 Dali 927 SP nro + Lens for Elliptical emission

Luminaire Flux	376 lm	Luminaire Power	9.5 W	Efficacy	39.579 lm/W	Efficiency	100.00%
Source Flux	376 lm	Maximum value	4963.04 cd/klm	Position	C=0.00 G=0.00	CG	Double Symmetrical
Rectangular Luminaire Round Luminous Area		Length Diam.	40 mm 33 mm	Width Height	40 mm 0 mm	Height	103 mm
Horizontal Luminous Area Emitting area on Plane 0° Emitting area on Plane 90°		0.000855 m2 0.000000 m2 0.000000 m2		Emitting area on Plane 180° Emitting area on Plane 270° Glare area at 76°		0.000000 m2 0.000000 m2 0.000207 m2	
Coordinate system Date Measurement Distance		CG 21-06-2024 0.00		Symmetry Type Maximum Gamma Angle Measurement Flux		Double Symmetrical 180 376 lm	

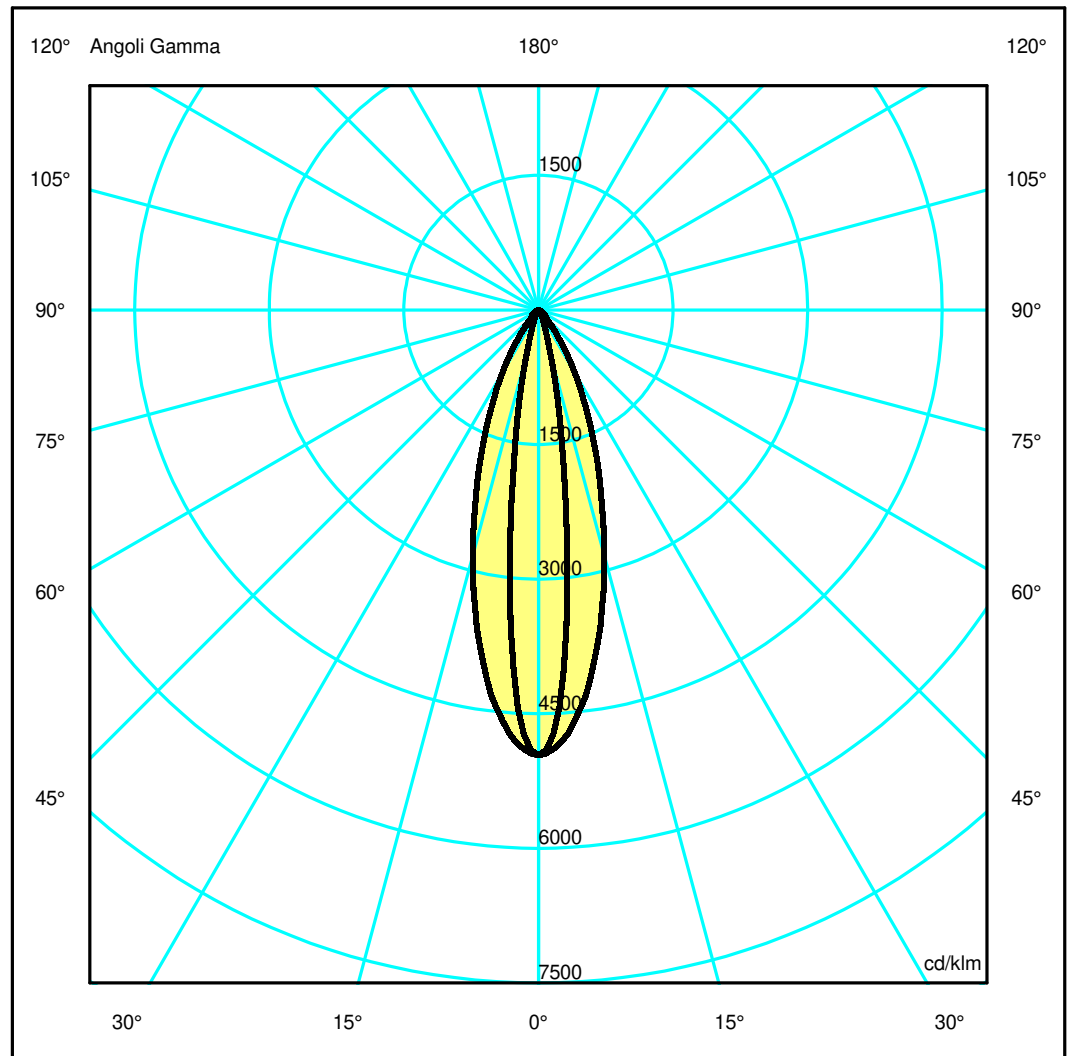
LED Flux=698lm LED Power=8.4W Eff=54% EfcLed=83lm/W EfcLum=40lm/W CCT=2700K Ra=90 R9=50 SDCM=3 L70(9k)=50000h

C.I.E. 96 99 100 100 100  
 F UTE 1.00 A

D DIN 5040  
 B NBN  
 A60  
 BZ 1



ULOR 0.00 %  
 DLOR 100.00 %  
 RN 0.00 %



## Luminaire

Code KZ50004+AP90200  
Name kata metron pst spt 2x40 Dali 927 SP nro + Lens for Elliptical emission

## Measurement

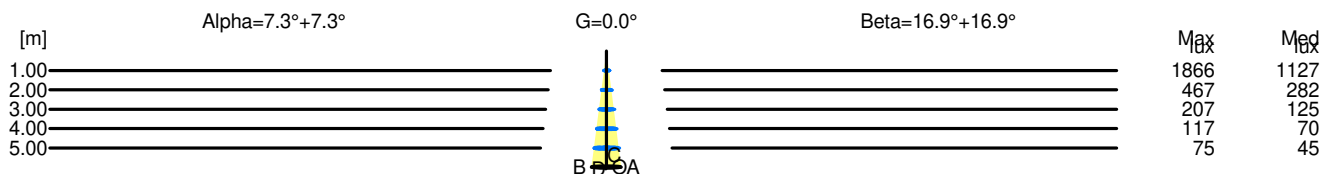
Code FTS2400436.  
Name kata metron pst spt 2x40 Dali 927 SP nro + Lens for Elliptical emission

Luminaire Flux	376 lm	Luminaire Power	9.5 W	Efficacy	39.579 lm/W	Efficiency	100.00%
Source Flux	376 lm	Maximum value	4963.04 cd/klm	Position	C=0.00 G=0.00	CG	Double Symmetrical
Rectangular Luminaire Round Luminous Area		Length Diam.	40 mm 33 mm	Width Height	40 mm 0 mm	Height	103 mm
Horizontal Luminous Area Emitting area on Plane 0° Emitting area on Plane 90°		0.000855 m2 0.000000 m2 0.000000 m2		Emitting area on Plane 180° Emitting area on Plane 270° Glare area at 76°		0.000000 m2 0.000000 m2 0.000207 m2	
Coordinate system Date Measurement Distance		CG 21-06-2024 0.00		Symmetry Type Maximum Gamma Angle Measurement Flux		Double Symmetrical 180 376 lm	
LED Flux=698lm LED Power=8.4W Eff=54% EfcLed=83lm/W EfcLum=40lm/W CCT=2700K Ra=90 R9=50 SDCM=3 L70(9k)=50000h							
C.I.E. F UTE	96 99 100 100 100 1.00 A			D DIN 5040 B NBN	A60 BZ 1		

### Width at 50.00 % of Max Intensity

H[m]	1.00	2.00	3.00	4.00	5.00	H[m]	1.00	2.00	3.00	4.00	5.00
OA	0.13	0.26	0.38	0.51	0.64	OC	0.30	0.61	0.91	1.22	1.52
OB	0.13	0.26	0.38	0.51	0.64	OD	0.30	0.61	0.91	1.22	1.52

	Luminous Intensities [ cd/klm ]									
	0	5	15	25	35	45	55	65	75	85
OA	1866.10	1334.48	203.29	41.33	12.01	3.67	1.57	0.98	0.61	0.29
OB	1866.10	1334.48	203.29	41.33	12.01	3.67	1.57	0.98	0.61	0.29
OC	1866.10	1728.82	1061.81	493.11	163.79	38.95	24.24	12.86	2.36	0.26
OD	1866.10	1728.82	1061.81	493.11	163.79	38.95	24.24	12.86	2.36	0.26



H[m]	D[m]	Max lux	Med lux	Alpha=7.3°+7.3°	G=0.0
1.00	0.26	1866	1127		
2.00	0.51	467	282		
3.00	0.77	207	125		
4.00	1.02	117	70		
5.00	1.28	75	45		

H[m]	D[m]	Max lux	Med lux	Beta=16.9°+16.9°	G=0.0
1.00	0.61	1866	1127		
2.00	1.22	467	282		
3.00	1.83	207	125		
4.00	2.43	117	70		
5.00	3.04	75	45		